

**UNITED STATES  
SECURITIES AND EXCHANGE COMMISSION**  
Washington, D.C. 20549

**FORM 10-Q**

**QUARTERLY REPORT PURSUANT TO SECTION 13 OR 15(d) OF THE SECURITIES EXCHANGE ACT OF 1934**

For the quarterly period ended **September 30, 2023**

OR

**TRANSITION REPORT PURSUANT TO SECTION 13 OR 15(d) OF THE SECURITIES EXCHANGE ACT OF 1934**

For the transition period from \_\_\_\_\_ to \_\_\_\_\_

Commission File Number **001-40205**



**EQUINIX, INC.**

(Exact name of registrant as specified in its charter)

**Delaware**  
(State of incorporation)

**77-0487526**  
(I.R.S. Employer Identification No.)

**One Lagoon Drive, Redwood City, California 94065**  
(Address of principal executive offices, including ZIP code)

**(650) 598-6000**  
(Registrant's telephone number, including area code)

Securities registered pursuant to Section 12(b) of the Act:

Title of each class	Trading symbol	Name of each exchange on which registered
Common Stock, \$0.001	EQIX	The Nasdaq Stock Market LLC
0.250% Senior Notes due 2027		The Nasdaq Stock Market LLC
1.000% Senior Notes due 2033		The Nasdaq Stock Market LLC

Indicate by check mark whether the registrant (1) has filed all reports required to be filed by Section 13 or 15(d) of the Securities Exchange Act of 1934 during the preceding 12 months (or for such shorter period that the registrant was required to file such reports) and (2) has been subject to such filing requirements for the past 90 days. Yes  No

Indicate by check mark whether the registrant has submitted electronically and posted on its corporate Web site, if any, every Interactive Data File required to be submitted and posted pursuant to Rule 405 of Regulation S-T during the preceding 12 months (or for such shorter period that the registrant was required to submit and post such files). Yes  No

Indicate by check mark whether the registrant is a large accelerated filer, an accelerated filer, a non-accelerated filer, a smaller reporting company or an emerging growth company. See definitions of "large accelerated

filer," "accelerated filer," "smaller reporting company," and "emerging growth company" in Rule 12b-2 of the Exchange Act. (Check one):

Large accelerated filer

Accelerated filer

Non-accelerated filer

Smaller reporting company

Emerging growth company

If an emerging growth company, indicate by check mark if the registrant has elected not to use the extended transition period for complying with any new or revised financial accounting standards provided pursuant to Section 13(a) of the Exchange Act.

Indicate by check mark whether the registrant is a shell company (as defined in Rule 12b-2 of the Exchange Act). Yes  No

The number of shares outstanding of the registrant's Common Stock as of October 26, 2023 was 93,883,424.

---

---

## EQUINIX, INC.

## INDEX

	Page No.
Summary of Risk Factors	4
<b>Part I - Financial Information</b>	
Item 1. Condensed Consolidated Financial Statements (unaudited):	6
Condensed Consolidated Balance Sheets as of September 30, 2023 and December 31, 2022	6
Condensed Consolidated Statements of Operations for the Three and Nine Months Ended September 30, 2023 and 2022	7
Condensed Consolidated Statements of Comprehensive Income (Loss) for the Three and Nine Months Ended September 30, 2023 and 2022	8
Condensed Consolidated Statements of Cash Flows for the Nine Months Ended September 30, 2023 and 2022	9
Notes to Condensed Consolidated Financial Statements	10
Item 2. Management's Discussion and Analysis of Financial Condition and Results of Operations	42
Item 3. Quantitative and Qualitative Disclosures About Market Risk	66
Item 4. Controls and Procedures	67
<b>Part II - Other Information</b>	
Item 1. Legal Proceedings	68
Item 1A. Risk Factors	68
Item 2. Unregistered Sales of Equity Securities and Use of Proceeds	94
Item 3. Defaults Upon Senior Securities	94
Item 4. Mine Safety Disclosure	94
Item 5. Other Information	95
Item 6. Exhibits	96
Signatures	102
Index to Exhibits	103

## Summary of Risk Factors

Our business is subject to numerous risks and uncertainties that make an investment in our securities speculative or risky, any one of which could materially adversely affect our results of operations, financial condition or business. These risks include, but are not limited to, those listed below. This list is not complete, and should be read together with the section titled "Risk Factors" in this Quarterly Report on Form 10-Q, as well as the other information in this Quarterly Report on Form 10-Q and the other filings that we make with the U.S. Securities and Exchange Commission (the "SEC").

### Risks Related to the Macro Environment

- Inflation in the global economy, increased interest rates, political dissension and adverse global economic conditions, like the ones we are currently experiencing, could negatively affect our business and financial condition.
- We are currently operating in a period of economic uncertainty and capital markets disruption, which has been the result of many global macro-economic factors including the ongoing military conflict between Russia and Ukraine. These macro-economic and other factors could negatively affect our business and financial condition.
- Our business could be harmed by increased costs to procure power, prolonged power outages, shortages or capacity constraints as well as restrictions on access to power.

### Risks Related to our Operations

- We experienced an information technology security breach in the past and may be vulnerable to future security breaches, which could disrupt our operations and have a material adverse effect on our business, results of operation and financial condition.
- Any failure of our physical infrastructure or negative impact on our ability to meet our obligations to our customers, or damage to customer infrastructure within our IBX data centers, could lead to significant costs and disruptions that could reduce our revenue and harm our business reputation and financial condition.
- We are currently making significant investments in our back-office information technology systems and processes. Difficulties from or disruptions to these efforts may interrupt our normal operations and adversely affect our business and results of operations.
- The level of insurance coverage that we purchase may prove to be inadequate.
- If we are unable to implement our evolving organizational structure or if we are unable to recruit or retain key executives and qualified personnel, our business could be harmed.
- The failure to obtain favorable terms when we renew our IBX data center leases, or the failure to renew such leases, could harm our business and results of operations.
- We depend on a number of third parties to provide internet connectivity to our IBX data centers; if connectivity is interrupted or terminated, our results of operations and cash flow could be materially and adversely affected.
- The use of high-power density equipment may limit our ability to fully utilize our older IBX data centers.

### Risks Related to our Offerings and Customers

- Our offerings have a long sales cycle that may harm our revenue and results of operations.
- We may not be able to compete successfully against current and future competitors.
- If we cannot continue to develop, acquire, market and provide new offerings or enhancements to existing offerings that meet customer requirements and differentiate us from our competitors, our results of operations could suffer.
- We have government customers, which subjects us to risks including early termination, audits, investigations, sanctions and penalties.
- Because we depend on the development and growth of a balanced customer base, including key magnet customers, failure to attract, grow and retain this base of customers could harm our business and results of operations.

Risks Related to our Financial Results

- Our results of operations may fluctuate.
- We may incur goodwill and other intangible asset impairment charges, or impairment charges to our property, plant and equipment, which could result in a significant reduction to our earnings.
- We have incurred substantial losses in the past and may incur additional losses in the future.

Risks Related to Our Expansion Plans

- Our construction of new IBX data centers or IBX data center expansions could involve significant risks to our business.
- Acquisitions present many risks, and we may not realize the financial or strategic goals that were contemplated at the time of any transaction.
- The anticipated benefits of our joint ventures may not be fully realized, or take longer to realize than expected.
- Joint venture investments could expose us to risks and liabilities in connection with the formation of the new joint ventures, the operation of such joint ventures without sole decision-making authority, and our reliance on joint venture partners who may have economic and business interests that are inconsistent with our business interests.
- If we cannot effectively manage our international operations, and successfully implement our international expansion plans, or comply with evolving laws and regulations, our revenues may not increase, our costs may increase and our business and results of operations would be impacted.
- We continue to invest in our expansion efforts, but may not have sufficient customer demand in the future to realize expected returns on these investments.

Risks Related to Our Capital Needs and Capital Strategy

- Our substantial debt could adversely affect our cash flows and limit our flexibility to raise additional capital.
- Sales or issuances of shares of our common stock may adversely affect the market price of our common stock.
- If we are not able to generate sufficient operating cash flows or obtain external financing, our ability to fund incremental expansion plans may be limited.
- Our derivative transactions expose us to counterparty credit risk.

Risks Related to Environmental Laws and Climate Change Impacts

- Environmental regulations may impose upon us new or unexpected costs.
- Our business may be adversely affected by climate change and responses to it.
- We may fail to achieve our Environmental, Social and Governance ("ESG") and sustainability goals, or may encounter objections to them, either of which may adversely affect public perception of our business and affect our relationship with our customers, our stockholders and/or other stakeholders.

Risks Related to Certain Regulations and Laws, Including Tax Laws

- Changes in U.S. or foreign tax laws, regulations, or interpretations thereof, including changes to tax rates, may adversely affect our financial statements and cash taxes.
- Government regulation or failure to comply with laws and regulations may adversely affect our business.
- Our business could be adversely affected if we are unable to maintain our complex global legal entity structure.

Risks Related to Our REIT Status in the U.S.

- We have a number of risks related to our qualification as a real estate investment trust for federal income tax purposes ("REIT"), including the risk that we may not be able to maintain our qualification for taxation as a REIT which could expose us to substantial corporate income tax and have a materially adverse effect on our business, financial condition, and results of operations.

## PART I - FINANCIAL INFORMATION

### Item 1. Condensed Consolidated Financial Statements

**EQUINIX, INC.**  
**CONDENSED CONSOLIDATED BALANCE SHEETS**  
(in thousands, except share and per share data)

	September 30, 2023	December 31, 2022
	(Unaudited)	
<b>Assets</b>		
Current assets:		
Cash and cash equivalents	\$ 2,357,497	\$ 1,906,421
Accounts receivable, net of allowance of \$ 20,199 and \$ 12,225	1,030,694	855,380
Other current assets	497,189	459,138
Assets held for sale	—	84,316
Total current assets	3,885,380	3,305,255
Property, plant and equipment, net	17,370,577	16,649,534
Operating lease right-of-use assets	1,516,011	1,427,950
Goodwill	5,589,124	5,654,217
Intangible assets, net	1,730,538	1,897,649
Other assets	1,592,972	1,376,137
Total assets	<u>\$ 31,684,602</u>	<u>\$ 30,310,742</u>
<b>Liabilities, Redeemable Non-Controlling Interest and Stockholders' Equity</b>		
Current liabilities:		
Accounts payable and accrued expenses	\$ 1,058,235	\$ 1,004,800
Accrued property, plant and equipment	363,549	281,347
Current portion of operating lease liabilities	135,636	139,538
Current portion of finance lease liabilities	133,360	151,420
Current portion of mortgage and loans payable	8,211	9,847
Other current liabilities	194,700	251,346
Total current liabilities	1,893,691	1,838,298
Operating lease liabilities, less current portion	1,399,852	1,272,812
Finance lease liabilities, less current portion	2,121,382	2,143,690
Mortgage and loans payable, less current portion	637,625	642,708
Senior notes	12,945,222	12,109,539
Other liabilities	775,271	797,863
Total liabilities	19,773,043	18,804,910
Commitments and contingencies (Note 11)		
Redeemable non-controlling interest	25,000	—
Equinix stockholders' equity:		
Common stock, \$0.001 par value per share: 300,000,000 shares authorized; 94,036,882 issued and 93,883,296 outstanding in 2023 and 92,813,976 issued and 92,620,703 outstanding in 2022	94	93
Additional paid-in capital	18,051,150	17,320,017
Treasury stock, at cost; 153,586 shares in 2023 and 193,273 shares in 2022	(57,199)	(71,966)
Accumulated dividends	(8,287,599)	(7,317,570)
Accumulated other comprehensive loss	(1,526,010)	(1,389,446)
Retained earnings	3,706,448	2,964,838
Total Equinix stockholders' equity	11,886,884	11,505,966
Non-controlling interests	(325)	(134)
Total stockholders' equity	11,886,559	11,505,832
Total liabilities, redeemable non-controlling interest and stockholders' equity	<u>\$ 31,684,602</u>	<u>\$ 30,310,742</u>

See accompanying notes to condensed consolidated financial statements.

**EQUINIX, INC.**  
**CONDENSED CONSOLIDATED STATEMENTS OF OPERATIONS**  
(in thousands, except per share data)

	Three Months Ended September 30,		Nine Months Ended September 30,	
	2023	2022	2023	2022
	(Unaudited)			
Revenues	\$ 2,061,030	\$ 1,840,659	\$ 6,077,647	\$ 5,392,260
Costs and operating expenses:				
Cost of revenues	1,068,991	934,669	3,135,882	2,780,801
Sales and marketing	212,506	193,089	638,193	579,327
General and administrative	403,890	375,483	1,205,193	1,098,518
Transaction costs	(775)	2,007	6,543	11,310
(Gain) loss on asset sales	(3,933)	2,252	(5,022)	3,976
Total costs and operating expenses	1,680,679	1,507,500	4,980,789	4,473,932
Income from operations	380,351	333,159	1,096,858	918,328
Interest income	23,111	11,192	66,002	17,806
Interest expense	(101,385)	(91,346)	(298,839)	(262,137)
Other expense	(5,972)	(6,735)	(9,987)	(22,522)
Gain (loss) on debt extinguishment	(360)	75	(106)	184
Income before income taxes	295,745	246,345	853,928	651,659
Income tax expense	(19,985)	(34,606)	(112,425)	(75,985)
Net income	275,760	211,739	741,503	575,674
Net (income) loss attributable to non-controlling interests	34	68	107	(92)
Net income attributable to Equinix	\$ 275,794	\$ 211,807	\$ 741,610	\$ 575,582
Earnings per share ("EPS") attributable to Equinix:				
Basic EPS	\$ 2.94	\$ 2.30	\$ 7.94	\$ 6.31
Weighted-average shares for basic EPS	93,683	91,896	93,396	91,234
Diluted EPS	\$ 2.93	\$ 2.30	\$ 7.91	\$ 6.29
Weighted-average shares for diluted EPS	94,168	92,135	93,788	91,519

See accompanying notes to condensed consolidated financial statements.

**EQUINIX, INC.**  
**CONDENSED CONSOLIDATED STATEMENTS OF COMPREHENSIVE INCOME (LOSS)**  
**(in thousands)**

	Three Months Ended September 30,		Nine Months Ended September 30,	
	2023	2022	2023	2022
	(Unaudited)			
Net income	\$ 275,760	\$ 211,739	\$ 741,503	\$ 575,674
Other comprehensive loss, net of tax:				
Foreign currency translation adjustment ("CTA") loss, net of tax effects of \$ 0, \$0, \$0 and \$0	(412,910)	(703,640)	(229,773)	(1,566,602)
Net investment hedge CTA gain, net of tax effects of \$ 0, \$0, \$0 and \$0	149,608	360,350	85,462	805,661
Unrealized gain on cash flow hedges, net of tax effects of \$( 9,333), \$(2,250), \$(4,378) and \$(14,268)	25,685	6,120	8,012	90,774
Net actuarial loss on defined benefit plans, net of tax effects of \$ 29, \$5, \$84 and \$14	(119)	(19)	(350)	(59)
Total other comprehensive loss, net of tax	(237,736)	(337,189)	(136,649)	(670,226)
Comprehensive income (loss), net of tax	38,024	(125,450)	604,854	(94,552)
Net (income) loss attributable to non-controlling interests	34	68	107	(92)
Other comprehensive loss attributable to non-controlling interests	182	28	85	60
Comprehensive income (loss) attributable to Equinix	\$ 38,240	\$ (125,354)	\$ 605,046	\$ (94,584)

See accompanying notes to condensed consolidated financial statements.



**EQUINIX, INC.**  
**CONDENSED CONSOLIDATED STATEMENTS OF CASH FLOWS**  
(in thousands)

	Nine Months Ended September 30,	
	2023	2022
	(Unaudited)	
Cash flows from operating activities:		
Net income	\$ 741,503	\$ 575,674
Adjustments to reconcile net income to net cash provided by operating activities:		
Depreciation	1,224,476	1,145,485
Stock-based compensation	301,707	296,464
Amortization of intangible assets	157,199	153,317
Amortization of debt issuance costs and debt discounts	13,927	13,273
Provision for credit loss allowance	14,873	5,534
(Gain) Loss on asset sales	(5,022)	3,976
(Gain) Loss on debt extinguishment	106	(184)
Other items	26,992	18,964
Changes in operating assets and liabilities:		
Accounts receivable	(199,703)	(97,206)
Income taxes, net	(6,585)	9,874
Other assets	(127,695)	(145,376)
Operating lease right-of-use assets	117,080	112,923
Operating lease liabilities	(98,964)	(98,245)
Accounts payable and accrued expenses	84,949	83,089
Other liabilities	(26,962)	125,431
Net cash provided by operating activities	<u>2,217,881</u>	<u>2,202,993</u>
Cash flows from investing activities:		
Purchases of investments	(81,347)	(109,420)
Sales of investments	—	22,073
Business acquisitions, net of cash and restricted cash acquired	—	(964,010)
Real estate acquisitions	(153,293)	(39,899)
Purchases of other property, plant and equipment	(1,785,298)	(1,450,077)
Proceeds from sale of assets, net of cash transferred	76,936	249,906
Net cash used in investing activities	<u>(1,943,002)</u>	<u>(2,291,427)</u>
Cash flows from financing activities:		
Proceeds from employee equity programs	86,963	81,543
Payment of dividends	(970,992)	(863,886)
Proceeds from public offering of common stock, net of issuance costs	300,775	796,018
Proceeds from senior notes, net of debt discounts	902,092	1,193,688
Proceed from mortgage and loans payable	—	676,850
Repayment of finance lease liabilities	(98,091)	(97,808)
Proceeds from redeemable non-controlling interest	25,000	—
Repayment of mortgage and loans payable	(5,556)	(586,227)
Debt issuance costs	(7,239)	(17,731)
Net cash provided by financing activities	<u>232,952</u>	<u>1,182,447</u>
Effect of foreign currency exchange rates on cash, cash equivalents and restricted cash	(57,825)	(135,599)
Net increase in cash, cash equivalents and restricted cash	450,006	958,414
Cash, cash equivalents and restricted cash at beginning of period	1,908,248	1,549,454
Cash, cash equivalents and restricted cash at end of period	<u>\$ 2,358,254</u>	<u>\$ 2,507,868</u>
Cash and cash equivalents	\$ 2,357,497	\$ 2,500,816
Current portion of restricted cash included in other current assets	666	2,529
Non-current portion of restricted cash included in other assets	91	4,523
Total cash, cash equivalents, and restricted cash shown in the condensed consolidated statement of cash flows	<u>\$ 2,358,254</u>	<u>\$ 2,507,868</u>

See accompanying notes to condensed consolidated financial statements.

**EQUINIX, INC.**  
**NOTES TO CONDENSED CONSOLIDATED FINANCIAL STATEMENTS**  
**(Unaudited)**

**1. Basis of Presentation and Significant Accounting Policies**

***Basis of Presentation***

The accompanying unaudited condensed consolidated financial statements have been prepared by Equinix, Inc. (collectively with its consolidated subsidiaries referred to as "Equinix," the "Company," "we," "our," or "us") and reflect all adjustments, consisting only of normal recurring adjustments, which in the opinion of management are necessary to fairly state the financial position and the results of operations for the interim periods presented.

Our condensed consolidated balance sheet data as of December 31, 2022 has been derived from audited consolidated financial statements as of that date. Our condensed consolidated financial statements have been prepared in accordance with the regulations of the Securities and Exchange Commission ("SEC"), but omit certain information and footnote disclosure necessary to present the statements in accordance with generally accepted accounting principles in the United States of America ("U.S. GAAP" or "GAAP"). For further information, refer to the Consolidated Financial Statements and Notes thereto included in our Form 10-K as filed with the SEC on February 17, 2023. Results for the interim periods are not necessarily indicative of results for the entire fiscal year.

***Consolidation***

The accompanying unaudited condensed consolidated financial statements include the acquisitions of:

- Four data centers as well as a subsea cable and terrestrial fiber network in West Africa acquired from MainOne Cable Company ("MainOne") starting from April 1, 2022; and
- Four data centers in Chile and a data center in Peru acquired from Empresa Nacional De Telecomunicaciones S.A. ("Entel") starting from May 2, 2022 and August 1, 2022, respectively.

All intercompany accounts and transactions have been eliminated in consolidation.

***Income Taxes***

We elected to be taxed as a real estate investment trust for U.S. federal income tax purposes ("REIT") beginning with our 2015 taxable year. As a result, we may deduct the dividends paid to our stockholders from taxable income generated by our REIT and qualified REIT subsidiaries ("QRSs"). Our dividends paid deduction generally eliminates the U.S. federal taxable income of our REIT and QRSs, resulting in no U.S. federal income tax due. However, our domestic taxable REIT subsidiaries ("TRSs") are subject to U.S. corporate income taxes on any taxable income generated by them. In addition, our foreign operations are subject to local income taxes regardless of whether the foreign operations are operated as QRSs or TRSs.

We accrue for income taxes during interim periods based on the estimated effective tax rate for the year. The effective tax rate is subject to change in the future due to various factors such as our operating performance, tax law changes and future business acquisitions.

Our effective tax rates were 13.2% and 11.7% for the nine months ended September 30, 2023 and 2022, respectively. The increase in the effective tax rate for the nine months ended September 30, 2023 as compared to the same period in 2022 is primarily due to the reversal of uncertain tax positions from the settlement of tax audits in the EMEA region of approximately \$40.0 million in the prior period versus \$13.4 million in the current period.

**EQUINIX, INC.**  
**NOTES TO CONDENSED CONSOLIDATED FINANCIAL STATEMENTS - (Continued)**  
**(Unaudited)**

**Recent Accounting Pronouncements*****Accounting Standards Adopted******Supplier Finance Programs***

In September 2022, the Financial Accounting Standards Board ("FASB") issued Accounting Standards Update ("ASU") 2022-04, "Liabilities-Supplier Finance Programs (Subtopic 405-50): Disclosure of Supplier Finance Program Obligations". This guidance requires annual and interim disclosures for entities that use supplier finance programs in connection with the purchase of goods and services. The ASU is effective for fiscal years beginning after December 15, 2022, with early adoption permitted, except for the amendment on roll forward information, which is effective for fiscal years beginning after December 15, 2023. On January 1, 2023, we adopted this ASU and the adoption of this standard did not have an impact on our condensed consolidated financial statements.

***Reference Rate Reform***

In March 2020, FASB issued ASU 2020-04, Reference Rate Reform ("Topic 848"): Facilitation of the Effects of Reference Rate Reform on Financial Reporting. In addition, FASB issued ASU 2021-01, Reference Rate Reform ("Topic 848"), which clarifies the scope of Topic 848. Collectively, the guidance provides optional expedients and exceptions for applying GAAP to contracts, hedging relationships, and other transactions affected by reference rate reform if certain criteria are met. ASU 2021-01 is effective upon issuance and ASU 2020-04 was effective for all entities as of March 12, 2020, and together remained effective through December 31, 2022. In December 2022, FASB issued ASU 2022-06, Reference Rate Reform ("Topic 848"): Deferral of the Sunset Date of Topic 848. Because the current relief in Topic 848 may not cover a period of time during which a significant number of modifications may take place, the amendments in this Update defer the sunset date of Topic 848 from December 31, 2022 to December 31, 2024, after which entities will no longer be permitted to apply the relief in Topic 848. We adopted these ASUs upon their respective issuances and there was no impact on our consolidated financial statements as a result of adopting the guidance. We will evaluate our debt, derivative and lease contracts that may become eligible for modification relief and may apply the elections prospectively as needed.

***Debt with Conversion and Other Options***

In August 2020, FASB issued ASU 2020-06: Debt-Debt with Conversion and Other Options (Subtopic 470-20) and Derivatives and Hedging-Contracts in Entity's Own Equity (Subtopic 815-40). The ASU simplifies the accounting for convertible instruments by reducing the number of accounting models for convertible debt instruments and convertible preferred stock and modifies the disclosure requirement for the convertible instruments. Additionally, this ASU improves the consistency of EPS calculations by eliminating the use of the treasury stock method to calculate diluted EPS for convertible instruments and clarifies certain areas under the current EPS guidance. The ASU is effective for fiscal years, and interim periods within those fiscal years, beginning after December 15, 2021, with early adoption permitted at the beginning of the fiscal year after December 15, 2020. On January 1, 2022, we adopted this ASU on a prospective basis and the adoption of this standard did not have a material impact on our condensed consolidated financial statements.

***Business Combinations***

In October 2021, FASB issued ASU 2021-08 Business Combinations ("Topic 805"): Accounting for Contract Assets and Contract Liabilities from Contracts with Customers. The ASU requires contract assets and contract liabilities acquired in a business combination to be recognized and measured by the acquirer on the acquisition date in accordance with ASC 606, Revenue from Contracts with Customers, as if it had originated the contracts. Under the current business combinations guidance, such assets and liabilities were recognized by the acquirer at fair value on the acquisition date. The ASU is effective for fiscal years, and interim periods within those fiscal years, beginning after December 15, 2022, with early adoption permitted. On April 1, 2022, we early adopted this ASU and the adoption of this standard did not have a material impact on our condensed consolidated financial statements.

**EQUINIX, INC.**  
**NOTES TO CONDENSED CONSOLIDATED FINANCIAL STATEMENTS - (Continued)**  
**(Unaudited)**

**2. Revenue****Contract Balances**

The following table summarizes the opening and closing balances of our accounts receivable, net; contract assets, current; contract assets, non-current; deferred revenue, current; and deferred revenue, non-current (in thousands):

	Accounts receivable, net <sup>(1)</sup>	Contract assets, current	Contract assets, non-current	Deferred revenue, current	Deferred revenue, non-current
Beginning balances as of January 1, 2023	\$ 855,380	\$ 27,608	\$ 55,405	\$ 132,090	\$ 155,334
Closing balances as of September 30, 2023	1,030,694	31,366	74,786	116,937	153,129
Increase (Decrease)	\$ 175,314	\$ 3,758	\$ 19,381	\$ (15,153)	\$ (2,205)

<sup>(1)</sup> The net change in our allowance for credit losses was insignificant during the nine months ended September 30, 2023.

The difference between the opening and closing balances of our accounts receivable, net, contract assets and deferred revenues primarily results from revenue growth and the timing difference between the satisfaction of our performance obligation and the customer's payment. The amount of revenue recognized during the nine months ended September 30, 2023 from the opening deferred revenue balance as of January 1, 2023 was \$80.0 million.

**Remaining performance obligations**

As of September 30, 2023, approximately \$9.8 billion of total revenues, including deferred installation revenues, are expected to be recognized in future periods. Most of our revenue contracts have an initial term varying from one to three years, and thereafter, automatically renew in one-year increments. Included in the remaining performance obligations are contracts that are either under the initial term or under one-year renewal periods. We expect to recognize approximately 70% of our remaining performance obligations as revenues over the next two years, with more revenues expected to be recognized in the first year due to the impact of contract renewals. The remainder of the balance is generally expected to be recognized over the next three to five years. We estimate our remaining performance obligations at a point in time. Actual amounts and timing of revenue recognition may differ from these estimates due to changes in actual deployment dates, contract modifications, renewals and/or terminations.

The remaining performance obligations do not include variable consideration related to unsatisfied performance obligations such as the usage of metered power, point-in-time services, variable price increases, and service fees from xScale™ data centers, which are calculated based on future events or actual costs incurred in the future, or any contracts that could be terminated without any significant penalties such as the majority of interconnection revenues. The remaining performance obligations above include revenues to be recognized in the future related to arrangements where we are considered the lessor.

**EQUINIX, INC.**  
**NOTES TO CONDENSED CONSOLIDATED FINANCIAL STATEMENTS - (Continued)**  
(Unaudited)

### 3. Earnings Per Share

The following table sets forth the computation of basic and diluted earnings per share ("EPS") for the periods presented (in thousands, except per share amounts):

	Three Months Ended September 30,		Nine Months Ended September 30,	
	2023	2022	2023	2022
Net income	\$ 275,760	\$ 211,739	\$ 741,503	\$ 575,674
Net (income) loss attributable to non-controlling interests	34	68	107	(92)
Net income attributable to Equinix	<u>\$ 275,794</u>	<u>\$ 211,807</u>	<u>\$ 741,610</u>	<u>\$ 575,582</u>
Weighted-average shares used to calculate basic EPS	93,683	91,896	93,396	91,234
Effect of dilutive securities:				
Employee equity awards	485	239	392	285
Weighted-average shares used to calculate diluted EPS	<u>94,168</u>	<u>92,135</u>	<u>93,788</u>	<u>91,519</u>
EPS attributable to Equinix:				
Basic EPS	<u>\$ 2.94</u>	<u>\$ 2.30</u>	<u>\$ 7.94</u>	<u>\$ 6.31</u>
Diluted EPS	<u>\$ 2.93</u>	<u>\$ 2.30</u>	<u>\$ 7.91</u>	<u>\$ 6.29</u>

We have excluded common stock related to employee equity awards in the diluted EPS calculation above of approximately 25,000 and 351,000 shares for the three months ended September 30, 2023 and 2022, respectively, and approximately 79,000 and 379,000 shares for the nine months ended September 30, 2023 and 2022, respectively, because its effect would be anti-dilutive.

### 4. Acquisitions

#### 2022 Acquisitions

*Acquisition of Entel Chile Data Centers (the "Entel Chile Acquisition") and Entel Peru Data Center (the "Entel Peru Acquisition")*

On May 2, 2022, we further expanded in Latin America through an acquisition of four data centers in Chile from Entel, a leading Chilean telecommunications provider, for a total purchase consideration of \$638.3 million at the exchange rate in effect on that date. On August 1, 2022, we completed the acquisition of a data center in Peru from Entel for a total purchase consideration of \$80.3 million at the exchange rate in effect on that date. The Entel Chile Acquisition and Entel Peru Acquisition support our ongoing expansion to meet customer demand in the Latin American market.

*Acquisition of MainOne (the "MainOne Acquisition")*

On April 1, 2022, we completed the acquisition of all outstanding shares of MainOne, which consisted of four data centers as well as a subsea cable and terrestrial fiber network. We acquired MainOne and its assets for a total purchase consideration of \$278.4 million. The MainOne Acquisition supports our ongoing expansion to meet customer demand in the West African market.

#### Purchase Price Allocation

Each of the acquisitions noted above constitute a business under the accounting standard for business combinations and, therefore, were accounted for as business combinations using the acquisition method of accounting. Under this method, the total purchase price is allocated to the assets acquired and liabilities assumed measured at fair value on the date of acquisition, except where alternative measurement is required under GAAP.

**EQUINIX, INC.**  
**NOTES TO CONDENSED CONSOLIDATED FINANCIAL STATEMENTS - (Continued)**  
**(Unaudited)**

During the nine months ended September 30, 2023, we completed the detailed valuation analysis and the final allocation of purchase price for the Entel Chile, Entel Peru, and MainOne Acquisitions.

A summary of the final allocation of total purchase consideration is presented as follows (in thousands):

	Entel Chile	Entel Peru	MainOne
Cash and cash equivalents	\$ —	\$ —	\$ 33,026
Accounts receivable	—	—	9,431
Other current assets	12,424	—	21,988
Property, plant and equipment	81,132	13,423	239,583
Intangible assets	153,489	10,000	54,800
Goodwill	380,867	46,285	110,665
Deferred tax and other assets	12,090	10,801	5,879
<b>Total assets acquired</b>	<b>640,002</b>	<b>80,509</b>	<b>475,372</b>
Accounts payable and accrued liabilities	(195)	—	(18,525)
Other current liabilities <sup>(1)</sup>	—	—	(13,061)
Mortgage and loans payable	—	—	(25,944)
Deferred tax and other liabilities <sup>(1)</sup>	(1,463)	(167)	(139,492)
<b>Net assets acquired</b>	<b>\$ 638,344</b>	<b>\$ 80,342</b>	<b>\$ 278,350</b>

<sup>(1)</sup> For the MainOne Acquisition, other current liabilities includes \$9.9 million of deferred revenue - current and the other liabilities includes \$5.4 million of deferred revenue - non-current.

*Property, plant and equipment* - The fair values of property, plant and equipment acquired from these three acquisitions were estimated by applying the cost approach, with the exception of land, which we estimated by applying the market approach. The key assumptions of the cost approach include replacement cost new, physical deterioration, functional and economic obsolescence, economic useful life, remaining useful life, age and effective age.

*Intangible assets* - The following table presents certain information on the acquired intangible assets (in thousands):

Intangible Assets	Fair Value	Estimated Useful Lives (Years)	Weighted-average Estimated Useful Lives (Years)	Discount Rate
<i>Entel Chile:</i>				
Customer relationships <sup>(1)</sup>	\$ 153,489	12.0 - 15.0	14.0	8.5% - 9.5%
<i>Entel Peru:</i>				
Customer relationships <sup>(1)</sup>	10,000	15.0	15.0	7.0 %
<i>MainOne:</i>				
Customer relationships <sup>(1)</sup>	51,500	10.0 - 15.0	14.0	11.5 %
Trade names <sup>(2)</sup>	3,300	5.0	5.0	11.5 %

<sup>(1)</sup> The fair value was estimated by calculating the present value of estimated future operating cash flows generated from existing customers less costs to realize the revenue and/or by using benchmarking. The rates reflect the nature of the assets as they relate to the risk and uncertainty of the estimated future operating cash flows, as well as the risk of the country within which the acquired business operates.

<sup>(2)</sup> The fair value of the MainOne trade name was estimated using the relief from royalty method under the income approach. We applied a relief from royalty rate of 0.0%.

**EQUINIX, INC.**  
**NOTES TO CONDENSED CONSOLIDATED FINANCIAL STATEMENTS - (Continued)**  
**(Unaudited)**

### *Goodwill*

Goodwill represents the excess of the purchase price over the fair value of the net tangible and intangible assets acquired and liabilities assumed. Goodwill is attributable to the workforce of the acquired business and the projected revenue increase expected to arise from future customers after the acquisition. Goodwill from the Entel Chile and Entel Peru acquisitions is attributable to the Americas region. Goodwill from the Entel Chile acquisition is amortizable for local tax purposes, while goodwill from the Entel Peru acquisition is not expected to be amortizable for local tax purposes. Goodwill from the MainOne Acquisition is attributable to the EMEA region and is generally not deductible for local tax purposes.

### **5. Assets Held for Sale**

In June 2021, we entered into an agreement to form a joint venture in the form of a limited liability partnership with GIC Private Limited, Singapore's sovereign wealth fund ("GIC"), to develop and operate xScale™ data centers in Europe and the Americas (the "EMEA 2 Joint Venture"). xScale data centers are engineered to meet the technical and operational requirements and price points of core hyperscale workload deployments and also offer access to our comprehensive suite of interconnection and edge solutions. The transaction was structured to close in phases over the course of approximately two years, pending regulatory approval and other closing conditions. The assets and liabilities of the Warsaw 4 ("WA4") data center site, which were included within our EMEA region, were classified as held for sale as of June 30, 2021. In June 2022, we sold the WA4 data center in exchange for a total consideration of \$61.5 million. We recognized an insignificant gain on the sale of the WA4 data center.

In October 2021, we entered into an agreement to form a joint venture in the form of a limited liability partnership with PGIM Real Estate ("PGIM"), to develop and operate xScale data centers in Asia-Pacific (the "Asia-Pacific 2 Joint Venture"). The assets and liabilities of the Sydney 9 ("SY9") data center site, which were included within our Asia-Pacific region, were classified as held for sale as of September 30, 2021. Upon closing the joint venture in March 2022, we sold the SY9 data center in exchange for a total consideration of \$201.3 million, which was comprised of \$165.6 million of net cash proceeds, a 20% partnership interest in the Asia-Pacific 2 Joint Venture with a fair value of \$29.8 million, and \$5.9 million of receivables. We recognized an insignificant loss on the sale of the SY9 data center.

In March 2022, we entered into an agreement to sell the Mexico 3 ("MX3") data center site in connection with the formation of a new joint venture with GIC (the "AMER 1 Joint Venture") to develop and operate xScale data centers in the Americas. The assets and liabilities of the MX3 data center, which were included within our Americas region, were classified as held for sale as of September 30, 2021. Upon closing of the joint venture in March 2023, we sold the MX3 data center in exchange for a total consideration of \$75.1 million, which was comprised of \$63.9 million of net cash proceeds, a 20% partnership interest in the AMER 1 Joint Venture with a fair value of \$8.4 million, and \$2.8 million of receivables. During the nine months ended September 30, 2023, we recognized an insignificant loss on the sale of the MX3 data center.

**EQUINIX, INC.**  
**NOTES TO CONDENSED CONSOLIDATED FINANCIAL STATEMENTS - (Continued)**  
**(Unaudited)**

**6. Equity Method Investments**

We hold various equity method investments, primarily joint venture or partnership arrangements, in order to invest in certain entities that are in line with our business development objectives, including the development and operation of xScale data centers. Some of these xScale joint ventures are classified as Variable Interest Entities ("VIEs"), as discussed further below. The Asia-Pacific 1, Asia-Pacific 2, Asia-Pacific 3, EMEA 2 and AMER 1 Joint Ventures as noted below (the "VIE Joint Ventures") share a similar purpose, design and nature of assets. The following table summarizes our equity method investments (in thousands), which were included in other assets on the condensed consolidated balance sheets:

Investee	Ownership Percentage	September 30, 2023	December 31, 2022
EMEA 1 Joint Venture with GIC	20%	\$ 150,165	\$ 148,895
VIE Joint Ventures	20%	243,540	191,680
Other	Various	10,245	7,570
Total		<u>\$ 403,950</u>	<u>\$ 348,145</u>

**Non - VIE Joint Venture**

*EMEA 1 Joint Venture*

We invested in a joint venture in the form of a limited liability partnership with GIC (the "EMEA 1 Joint Venture"), to develop and operate xScale data centers in Europe. The EMEA 1 Joint Venture is not a VIE given that both equity investors' interests have the characteristics of a controlling financial interest and it is sufficiently capitalized to sustain its operations, requiring additional funding from its partners only when expanding operations. Our share of income and losses of equity method investments from this joint venture was insignificant for the three and nine months ended September 30, 2023 and 2022 and was included in other income (expense) on the condensed consolidated statement of operations.

We committed to make future equity contributions to the EMEA 1 Joint Venture for funding its future development. As of September 30, 2023, we had future equity contribution commitments of \$6.3 million.

**VIE Joint Ventures**

Preceding 2022, we invested in partnerships with GIC to develop and operate xScale data centers in Asia-Pacific (the "Asia-Pacific 1 Joint Venture") and in Europe and the Americas (the EMEA 2 Joint Venture, see Note 5 above).

On March 11, 2022, we entered into the Asia-Pacific 2 Joint Venture with PGIM to develop and operate additional xScale data centers in Asia-Pacific (see Note 5 above).

On April 6, 2022, we entered into a partnership with GIC (the "Asia-Pacific 3 Joint Venture") to develop and operate additional xScale data centers in Seoul, Korea. Upon closing, we contributed \$17.0 million in exchange for a 20% partnership interest in the joint venture.

On March 10, 2023, we entered into the AMER 1 Joint Venture with GIC to develop and operate xScale data centers in the Americas (see Note 5 above). Upon closing, we contributed \$8.4 million in exchange for a 20% partnership interest in the joint venture.

The VIE Joint Ventures are considered VIEs because they do not have sufficient funds from operations to be self-sustaining. While we provide certain management services to their operations and earn fees for the performance of such services, the power to direct the activities of these joint ventures that most significantly impact economic performance is shared equally between us and either GIC or PGIM, as applicable. These activities include data center construction and operations, sales and marketing, financing, and real estate purchases or sales. Decisions about these activities require the consent of both Equinix and either GIC or PGIM, as applicable. We concluded that neither party is deemed to have predominant control over the VIE Joint Ventures and neither party is



**EQUINIX, INC.**  
**NOTES TO CONDENSED CONSOLIDATED FINANCIAL STATEMENTS - (Continued)**  
**(Unaudited)**

considered to be the primary beneficiary. Our share of losses of equity method investments from these joint ventures were insignificant for the three months ended September 30, 2023 and 2022, respectively, and \$8.0 million and \$5.5 million for the nine months ended September 30, 2023 and 2022, respectively. These amounts were included in other income (expense) on the condensed consolidated statement of operations.

The following table summarizes our maximum exposure to loss related to the VIE Joint Ventures as of September 30, 2023 (in thousands):

	<b>VIE Joint Ventures</b>
Equity Investment	\$ 243,540
Outstanding Receivables	26,706
Future Equity Contribution Commitments <sup>(1)</sup>	45,211
Maximum Future Payments under Debt Guarantees <sup>(2)</sup>	144,522
<b>Total</b>	<b>\$ 459,979</b>

<sup>(1)</sup> The joint ventures' partners are required to make additional equity contributions proportionately upon certain occurrences, such as a shortfall in capital necessary to complete certain construction phases or make interest payments on their outstanding debt.

<sup>(2)</sup> In connection with our 20% equity investment in the EMEA 2 Joint Venture, we provided the lenders with our guarantees covering 20% of all payments of principal and interest due under EMEA 2 Joint Venture's credit facility agreements. A portion of the guarantees related to our AMER 1 Joint Venture (see Note 11).

#### Other Related Party Transactions

We have lease arrangements and provide various services to the EMEA 1 Joint Venture and the VIE Joint Ventures (collectively, the "Joint Ventures") through multiple agreements, including sales and marketing, development management, facilities management, and asset management. These transactions are generally considered to have been negotiated at arm's length. The following table presents the revenues and expenses from these arrangements with the Joint Ventures in our condensed consolidated statements of operations (in thousands):

Related Party	Nature of Transaction	Three Months Ended September 30,		Nine Months Ended September 30,	
		2023	2022	2023	2022
EMEA 1 Joint Venture	Revenues	\$ 8,520	\$ 5,957	\$ 22,512	\$ 31,138
EMEA 1 Joint Venture	Expenses <sup>(1)</sup>	4,406	2,010	12,650	5,422
VIE Joint Ventures <sup>(2)</sup>	Revenues	13,153	9,551	52,220	29,739

<sup>(1)</sup> Balances primarily consist of rent expenses for a 15-year sub-lease agreement with the EMEA 1 Joint Venture for a London data center.

<sup>(2)</sup> Expenses from transactions with VIE Joint Ventures were insignificant for the three and nine months ended September 30, 2023 and 2022.

**EQUINIX, INC.**  
**NOTES TO CONDENSED CONSOLIDATED FINANCIAL STATEMENTS - (Continued)**  
(Unaudited)

The following table presents the assets and liabilities from related party transactions with the Joint Ventures in our condensed consolidated balance sheets (in thousands):

<u>Related Party</u>	<u>Balance Sheet Line Item</u>	<u>September 30, 2023</u>	<u>December 31, 2022</u>	
EMEA 1 Joint Venture	Receivables	\$ 32,824	\$ 73,929	
	Contract Assets	7,170	7,261	
	Finance Lease Right-of-Use Assets	95,409	100,968	
	Operating Lease Right-of-Use Assets	1,443	—	
	Operating Lease Right-of-Use Liabilities	1,495	—	
	Other Liabilities and Payables <sup>(1)</sup>	40,844	20,160	
	Deferred Revenue	14,853	15,470	
	Finance Lease Right-of-Use Liabilities	106,857	108,603	
	VIE Joint Ventures	Receivables	26,706	19,935
		Contract Assets	22,679	5,281
Finance Lease Right-of-Use Assets		71,308	—	
Operating Lease Right-of-Use Assets		1,153	—	
Operating Lease Right-of-Use Liabilities		1,100	—	
Other Liabilities and Payables		55	—	
Deferred Revenue		5,038	—	
Finance Lease Right-of-Use Liabilities		73,750	—	

<sup>(1)</sup> The balance primarily relates to the obligation to pay for future construction for certain sites sold as a part of the EMEA 1 Joint Venture transaction.

## 7. Derivatives and Hedging Activities

### *Derivatives Designated as Hedging Instruments*

***Net Investment Hedges.*** We are exposed to the impact of foreign exchange rate fluctuations on the value of investments in our foreign subsidiaries whose functional currencies are other than the U.S. Dollar. In order to mitigate the impact of foreign currency exchange rates, we have entered into various foreign currency debt obligations, which are designated as hedges against our net investments in foreign subsidiaries. As of both September 30, 2023 and December 31, 2022, the total principal amounts of foreign currency debt obligations designated as net investment hedges was \$1.5 billion.

We also utilize cross-currency interest rate swaps, designated as net investment hedges, which effectively convert a portion of our U.S. dollar-denominated fixed-rate debt to foreign currency-denominated fixed-rate debt, to hedge the currency exposure associated with our net investment in our foreign subsidiaries. As of September 30, 2023 and December 31, 2022, the total notional amount of cross-currency interest rate swaps designated as net investment hedges were \$3.5 billion and \$3.9 billion respectively, with maturity dates ranging through 2026.

From time to time, we use foreign currency forward contracts, which are designated as net investment hedges, to hedge against the effect of foreign exchange rate fluctuations on our net investment in our foreign subsidiaries. As of September 30, 2023 and December 31, 2022, the total notional amount of foreign currency forward contracts designated as net investment hedges were \$359.8 million and \$373.4 million, respectively.

Certain of our customer agreements that are priced in currencies different from the functional or local currencies of the parties involved are deemed to have foreign currency forward contracts embedded in them. These embedded derivatives are separated from their host contracts and carried on our balance sheet at their fair value. The majority of these embedded derivatives arise as a result of our foreign subsidiaries pricing their customer contracts in U.S. Dollars. We use these forward contracts embedded within our customer agreements to hedge against the effect of foreign exchange rate fluctuations on our net investment in our foreign subsidiaries.

**EQUINIX, INC.**  
**NOTES TO CONDENSED CONSOLIDATED FINANCIAL STATEMENTS - (Continued)**  
**(Unaudited)**

The effect of net investment hedges on accumulated other comprehensive income and the condensed consolidated statements of operations for the three and nine months ended September 30, 2023 and 2022 was as follows (in thousands):

**Amount of gain or (loss) recognized in accumulated other comprehensive income:**

	Three Months Ended September 30,		Nine Months Ended September 30,	
	2023	2022	2023	2022
Foreign currency debt	\$ 51,080	\$ 125,840	\$ 11,830	\$ 283,431
Cross-currency interest rate swaps (included component) <sup>(1)</sup>	100,788	228,210	79,700	571,532
Cross-currency interest rate swaps (excluded component) <sup>(2)</sup>	(11,957)	(23,959)	(14,775)	(92,913)
Foreign currency forward contracts (included component) <sup>(1)</sup>	9,822	33,257	8,701	48,900
Foreign currency forward contracts (excluded component) <sup>(3)</sup>	(125)	(2,998)	6	(5,289)
Total	<u>\$ 149,608</u>	<u>\$ 360,350</u>	<u>\$ 85,462</u>	<u>\$ 805,661</u>

**Amount of gain or (loss) recognized in earnings:**

	Location of gain or (loss)	Three Months Ended September 30,		Nine Months Ended September 30,	
		2023	2022	2023	2022
Cross-currency interest rate swaps (excluded component) <sup>(2)</sup>	Interest expense	\$ 10,636	\$ 12,739	\$ 34,676	\$ 37,346
Foreign currency forward contracts (excluded component) <sup>(3)</sup>	Interest expense	492	(154)	1,136	(317)
Total		<u>\$ 11,128</u>	<u>\$ 12,585</u>	<u>\$ 35,812</u>	<u>\$ 37,029</u>

<sup>(1)</sup> Included component represents foreign exchange spot rates.

<sup>(2)</sup> Excluded component represents cross-currency basis spread and interest rates.

<sup>(3)</sup> Excluded component represents foreign currency forward points.

**Cash Flow Hedges.** We hedge our foreign currency transaction exposure for forecasted revenues and expenses in our EMEA region between the U.S. Dollar and the British Pound and Euro. The foreign currency forward and option contracts that we use to hedge this exposure are designated as cash flow hedges. As of September 30, 2023 and December 31, 2022, the total notional amounts of these foreign exchange contracts were \$856.2 million and \$490.8 million, respectively.

As of September 30, 2023, our foreign currency cash flow hedge instruments had maturity dates ranging from October 2023 to December 2024 and we had a net gain of \$17.8 million recorded within accumulated other comprehensive income (loss) to be reclassified to revenues and expenses for cash flow hedges that will mature in the next 12 months. As of December 31, 2022, our foreign currency cash flow hedge instruments had maturity dates ranging from January 2023 to February 2024 and we had a net gain of \$8.2 million recorded within accumulated other comprehensive income (loss) to be reclassified to revenues and expenses for cash flow hedges that will mature in the next 12 months.

We enter into intercompany hedging instruments ("intercompany derivatives") with our wholly-owned subsidiaries in order to hedge certain forecasted revenues and expenses denominated in currencies other than the U.S. Dollar. Simultaneously, we enter into derivative contracts with unrelated third parties to externally hedge the net exposure created by such intercompany derivatives.

We hedge the interest rate exposure created by anticipated fixed rate debt issuances through the use of treasury locks and swap locks (collectively, interest rate locks), which are designated as cash flow hedges. As of both September 30, 2023 and December 31, 2022, we had no interest rate locks outstanding. When interest rate locks are settled, any gain or loss from the transactions is deferred and included as a component of other comprehensive income (loss) and is amortized to interest expense over the term of the forecasted hedged transaction which is equivalent to the term of the interest rate locks. As of September 30, 2023 and December 31,

**EQUINIX, INC.**  
**NOTES TO CONDENSED CONSOLIDATED FINANCIAL STATEMENTS - (Continued)**  
**(Unaudited)**

2022, we had a net gain of \$ 1.2 million and \$1.4 million, respectively, recorded within accumulated other comprehensive income (loss) to be reclassified to interest expense in the next 12 months for interest rate locks.

We also use cross-currency swaps, which are designated as cash flow hedges, to manage the foreign currency exposure associated with a portion of our foreign currency-denominated debt. As of both September 30, 2023 and December 31, 2022, the total notional amount of cross-currency interest rate swaps, designated as cash flow hedges, was \$280.3 million.

The effect of cash flow hedges on accumulated other comprehensive income and the condensed consolidated statements of operations for the three and nine months ended September 30, 2023 and 2022 was as follows (in thousands):

**Amount of gain or (loss) recognized in accumulated other comprehensive income:**

	Three Months Ended September 30,		Nine Months Ended September 30,	
	2023	2022	2023	2022
Foreign currency forward and option contracts (included component) <sup>(1)</sup>	\$ 36,171	\$ 8,720	\$ 19,351	\$ 55,300
Cross-currency interest rate swaps	(865)	—	(2,280)	—
Interest rate locks	(288)	(350)	(4,681)	49,742
Total	<u>\$ 35,018</u>	<u>\$ 8,370</u>	<u>\$ 12,390</u>	<u>\$ 105,042</u>

**Amount of gain or (loss) reclassified from accumulated other comprehensive income to income:**

	Location of gain or (loss)	Three Months Ended September 30,		Nine Months Ended September 30,	
		2023	2022	2023	2022
Foreign currency forward contracts	Revenues	\$ (12,192)	\$ 53,874	\$ (6,596)	\$ 89,275
Foreign currency forward contracts	Costs and operating expenses	8,676	(25,869)	12,863	(42,974)
Interest rate locks	Interest Expense	288	350	892	(376)
Total		<u>\$ (3,228)</u>	<u>\$ 28,355</u>	<u>\$ 7,159</u>	<u>\$ 45,925</u>

<sup>(1)</sup> Included component represents foreign exchange spot rates.

**Derivatives Not Designated as Hedging Instruments**

Embedded Derivatives. As described above, certain of our customer agreements that are priced in currencies different from the functional or local currencies of the parties involved are deemed to have foreign currency forward contracts embedded in them.

Economic Hedges of Embedded Derivatives. We use foreign currency forward contracts to manage the foreign exchange risk associated with our customer agreements that are priced in currencies different from the functional or local currencies of the parties involved ("economic hedges of embedded derivatives"). Foreign currency forward contracts represent agreements to exchange the currency of one country for the currency of another country at an agreed-upon price on an agreed-upon settlement date.

**EQUINIX, INC.**  
**NOTES TO CONDENSED CONSOLIDATED FINANCIAL STATEMENTS - (Continued)**  
**(Unaudited)**

Foreign Currency Forward Contracts. We also use foreign currency forward contracts to manage the foreign exchange risk associated with certain foreign currency-denominated monetary assets and liabilities. As a result of foreign currency fluctuations, the U.S. Dollar equivalent values of our foreign currency-denominated monetary assets and liabilities change. Gains and losses on these contracts are included in other income (expense), on a net basis, along with the foreign currency gains and losses of the related foreign currency-denominated monetary assets and liabilities associated with these foreign currency forward contracts. As of September 30, 2023 and December 31, 2022, the total notional amounts of these foreign currency contracts were \$ 2.2 billion and \$3.0 billion, respectively.

Cross-currency Interest Rate Swaps. During the three months ended September 30, 2023, we elected to de-designate a portion of our cross-currency interest rate swaps previously designated as net investment hedges. Gains and losses subsequent to the de-designation will be recognized in earnings to offset remeasurement gains and losses from foreign currency monetary assets and liabilities. We also entered into \$ 167.7 million of cross-currency interest rate swaps, which were not previously designated as hedging instruments. As of September 30, 2023, the total notional amount of cross-currency interest rate swaps which were not designated as hedging instruments was \$544.8 million.

The following table presents the effect of derivatives not designated as hedging instruments in our condensed consolidated statements of operations (in thousands):

**Amount of gain or (loss) recognized in earnings:**

	Location of gain or (loss)	Three Months Ended September 30,		Nine Months Ended September 30,	
		2023	2022	2023	2022
Embedded derivatives <sup>(1)</sup>	Revenues	\$ —	\$ —	\$ —	\$ (568)
Economic hedge of embedded derivatives <sup>(2)</sup>	Revenues	—	—	—	(983)
Foreign currency forward contracts	Other income (expense)	77,823	138,725	81,591	272,342
Cross-currency interest rate swaps	Other income (expense)	2,651	—	2,651	—
<b>Total</b>		<b>\$ 80,474</b>	<b>\$ 138,725</b>	<b>\$ 84,242</b>	<b>\$ 270,791</b>

<sup>(1)</sup> Embedded derivatives which are considered foreign currency forward contracts were designated as net investment hedges beginning March 31, 2022.

<sup>(2)</sup> As of September 30, 2023, we had no economic hedge of embedded derivatives outstanding.

**EQUINIX, INC.**  
**NOTES TO CONDENSED CONSOLIDATED FINANCIAL STATEMENTS - (Continued)**  
**(Unaudited)**

**Fair Value of Derivative Instruments**

The following table presents the fair value of derivative instruments recognized in our condensed consolidated balance sheets, excluding accrued interest, as of September 30, 2023 and December 31, 2022 (in thousands):

	September 30, 2023		December 31, 2022	
	Assets <sup>(1)</sup>	Liabilities <sup>(2)</sup>	Assets <sup>(1)</sup>	Liabilities <sup>(2)</sup>
<i>Designated as hedging instruments:</i>				
Cash flow hedges				
Foreign currency forward and option contracts	\$ 29,798	\$ 6,333	\$ 27,812	\$ 21,352
Cross-currency interest rate swaps	22,144	—	19,239	—
Net investment hedges				
Foreign currency forward contracts	15,089	1,875	25,077	4,805
Cross-currency interest rate swaps	282,483	—	274,234	—
<i>Total designated as hedging</i>	<u>349,514</u>	<u>8,208</u>	<u>346,362</u>	<u>26,157</u>
<i>Not designated as hedging instruments:</i>				
Foreign currency forward contracts	31,441	3,380	58,230	7,531
Cross-currency interest rate swaps	68,512	8,758	—	—
<i>Total not designated as hedging</i>	<u>99,953</u>	<u>12,138</u>	<u>58,230</u>	<u>7,531</u>
<i>Total Derivatives</i>	<u>\$ 449,467</u>	<u>\$ 20,346</u>	<u>\$ 404,592</u>	<u>\$ 33,688</u>

<sup>(1)</sup> As presented in our condensed consolidated balance sheets within other current assets and other assets.

<sup>(2)</sup> As presented in our condensed consolidated balance sheets within other current liabilities and other liabilities.

**Offsetting Derivative Assets and Liabilities**

We enter into master netting agreements with our counterparties for transactions other than embedded derivatives to mitigate credit risk exposure to any single counterparty. Master netting agreements allow for individual derivative contracts with a single counterparty to offset in the event of default. For presentation on the condensed consolidated balance sheets, we do not offset fair value amounts recognized for derivative instruments or the accrued interest related to cross-currency interest rate swaps under master netting arrangements. The following table presents information related to these offsetting arrangements, inclusive of accrued interest, as of September 30, 2023 and December 31, 2022 (in thousands):

	Gross Amounts Offset in Consolidated Balance Sheet				
	Gross Amounts	Gross Amounts Offset in the Balance Sheet	Net Amounts	Gross Amounts not Offset in the Balance Sheet	Net
<b>September 30, 2023</b>					
Derivative assets	\$ 475,060	\$ —	\$ 475,060	\$ (32,408)	\$ 442,652
Derivative liabilities	34,284	—	34,284	(32,408)	1,876
<b>December 31, 2022</b>					
Derivative assets	\$ 424,516	\$ —	\$ 424,516	\$ (34,429)	\$ 390,087
Derivative liabilities	39,234	—	39,234	(34,429)	4,805

**EQUINIX, INC.**  
**NOTES TO CONDENSED CONSOLIDATED FINANCIAL STATEMENTS - (Continued)**  
**(Unaudited)**

**8. Fair Value Measurements**

We perform fair value measurements in accordance with ASC 820, Fair Value Measurement, which establishes three levels of inputs that we use to measure fair value:

- Level 1: quoted prices in active markets for identical assets or liabilities.
- Level 2: observable inputs (e.g., spot rates and other data from the third-party pricing vendors for our derivative instruments) other than quoted market prices included within Level 1 that are observable, either directly or indirectly, for the assets or liabilities.
- Level 3: unobservable inputs to the valuation methodology that are significant to the measurement of the fair value of assets or liabilities.

Our financial assets and liabilities measured at fair value on a recurring basis as of September 30, 2023 and December 31, 2022 were as follows (in thousands):

	September 30, 2023			December 31, 2022		
	Fair Value	Fair Value Measurement Using		Fair Value	Fair Value Measurement Using	
		Level 1	Level 2		Level 1	Level 2
<b>Assets:</b>						
Money market and deposit accounts	\$ 1,228,428	\$ 1,228,428	\$ —	\$ 764,628	\$ 764,628	\$ —
Derivative instruments <sup>(1)</sup>	449,467	—	449,467	404,592	—	404,592
Total	\$ 1,677,895	\$ 1,228,428	\$ 449,467	\$ 1,169,220	\$ 764,628	\$ 404,592
<b>Liabilities:</b>						
Derivative instruments <sup>(1)</sup>	\$ 20,346	\$ —	\$ 20,346	\$ 33,688	\$ —	\$ 33,688

<sup>(1)</sup> Amounts are included within other current assets, other assets, others current liabilities and other liabilities in the condensed consolidated balance sheets.

We did not have any Level 3 financial assets or financial liabilities measured at fair value on a recurring basis as of September 30, 2023 and December 31, 2022.

**EQUINIX, INC.**  
**NOTES TO CONDENSED CONSOLIDATED FINANCIAL STATEMENTS - (Continued)**  
**(Unaudited)**

**9. Leases**

**Significant Lease Transactions**

The following table summarizes the significant lease transactions during the nine months ended September 30, 2023 (in thousands):

Lease	Quarter	Transaction	Renewal/Termination Options excluded <sup>(1)</sup>	Lease Classification	Net Incremental <sup>(2)</sup>	
					ROU assets	ROU liabilities
Chicago 1/2/4 ("CH1/2/4") data center lease expansion	Q2	Expanded CH1 to additional space within the building <sup>(3)</sup>	One 10-year renewal option	Operating Lease	\$ 150,990	\$ 176,316
				Finance Lease	78,073	52,747

<sup>(1)</sup> These renewal/termination options are not included in determining the lease terms as we are not reasonably certain to exercise them at this time. Certain complementary leases contain one additional 10-year renewal option.

<sup>(2)</sup> The net incremental amounts represent the adjustments to the right of use ("ROU") assets and liabilities recorded during the quarter that the transactions were entered.

<sup>(3)</sup> The incremental balance includes the impact of reassessing lease terms of complementary leases of CH1, resulting in new lease end dates ranging from June 2037 to October 2040 from including renewal options that are reasonably certain to be exercised and in certain complementary leases changing classification.

**Lease Expenses**

The components of lease expenses are as follows (in thousands):

	Three Months Ended September 30,		Nine Months Ended September 30,	
	2023	2022	2023	2022
Finance lease cost				
Amortization of right-of-use assets <sup>(1)</sup>	\$ 46,428	\$ 39,456	\$ 131,481	\$ 120,684
Interest on lease liabilities	28,422	27,742	85,100	84,986
Total finance lease cost	74,850	67,198	216,581	205,670
Operating lease cost	57,803	55,031	168,896	159,632
Variable lease cost	17,273	12,721	46,847	30,003
Total lease cost	\$ 149,926	\$ 134,950	\$ 432,324	\$ 395,305

<sup>(1)</sup> Amortization of right-of-use assets is included within depreciation expense, and is recorded within cost of revenues, sales and marketing and general and administrative expenses in the condensed consolidated statements of operations.



**EQUINIX, INC.**  
**NOTES TO CONDENSED CONSOLIDATED FINANCIAL STATEMENTS - (Continued)**  
(Unaudited)

**Other Information**

Other information related to leases is as follows (in thousands, except years and percent):

	Nine Months Ended September 30,	
	2023	2022
Cash paid for amounts included in the measurement of lease liabilities:		
Operating cash flows from finance leases	\$ 82,864	\$ 82,841
Operating cash flows from operating leases	150,779	144,954
Financing cash flows from finance leases	98,091	97,808
Right-of-use assets obtained in exchange for lease obligations: <sup>(1)</sup>		
Finance leases	\$ 193,667	\$ 78,432
Operating leases	254,822	318,882
	September 30, 2023	December 31, 2022
Weighted-average remaining lease term - finance leases <sup>(2)</sup>	14 years	15 years
Weighted-average remaining lease term - operating leases <sup>(2)</sup>	13 years	12 years
Weighted-average discount rate - finance leases	6 %	6 %
Weighted-average discount rate - operating leases	5 %	4 %
Finance lease right-of-use assets <sup>(3)</sup>	\$ 1,991,556	\$ 2,018,070

<sup>(1)</sup> Represents all non-cash changes in right-of-use assets.

<sup>(2)</sup> Includes lease renewal options that are reasonably certain to be exercised.

<sup>(3)</sup> As of September 30, 2023 and December 31, 2022, we recorded accumulated amortization of finance lease right-of-use assets of \$856.5 million and \$840.0 million, respectively. Finance lease assets are recorded within property, plant and equipment, net on the condensed consolidated balance sheets.

**Maturities of Lease Liabilities**

Maturities of lease liabilities as of September 30, 2023 are as follows (in thousands):

	Operating Leases	Finance Leases	Total
2023 (3 months remaining)	\$ 39,947	\$ 56,103	\$ 96,050
2024	212,645	253,239	465,884
2025	202,434	273,817	476,251
2026	195,717	242,464	438,181
2027	179,302	247,062	426,364
Thereafter	1,300,666	2,327,007	3,627,673
Total lease payments	2,130,711	3,399,692	5,530,403
Less imputed interest	(595,223)	(1,144,950)	(1,740,173)
Total	\$ 1,535,488	\$ 2,254,742	\$ 3,790,230

We entered into agreements with various landlords primarily to lease data center spaces and ground leases which have not yet commenced as of September 30, 2023. These leases will commence between year 2023 and 2026, with lease terms of 5 to 20 years and total lease commitments of approximately \$509.4 million.

**EQUINIX, INC.**  
**NOTES TO CONDENSED CONSOLIDATED FINANCIAL STATEMENTS - (Continued)**  
**(Unaudited)**

**10. Debt Facilities*****Mortgage and Loans Payable***

As of September 30, 2023 and December 31, 2022, our mortgage and loans payable consisted of the following (in thousands):

	September 30, 2023	December 31, 2022
Term loans	\$ 616,833	\$ 619,090
Mortgage payable and loans payable	29,780	34,527
	646,613	653,617
Less amount representing unamortized debt discount and debt issuance cost	(777)	(1,062)
	645,836	652,555
Less current portion	(8,211)	(9,847)
	<u>\$ 637,625</u>	<u>\$ 642,708</u>

***Senior Credit Facility and Refinancing***

On January 7, 2022, we entered into a credit agreement (the "2022 Credit Agreement") with a group of lenders for a senior unsecured credit facility, comprised of a \$4.0 billion senior unsecured multicurrency revolving credit facility (the "2022 Revolving Facility") and a £ 500.0 million senior unsecured term loan facility (the "2022 Term Loan Facility" and, together with the 2022 Revolving Facility, collectively, the "2022 Credit Facilities"). The total debt issuance costs for the 2022 Revolving Facility and 2022 Term Loan Facility are \$6.5 million and \$0.8 million, respectively. We borrowed the full £ 500.0 million available under the 2022 Term Loan Facility, or approximately \$676.9 million at the exchange rates in effect on that date. On that same day, using a portion of the proceeds from the 2022 Term Loan Facility, we prepaid in full all of the \$549.6 million of indebtedness outstanding under the 2017 Term Loan Facility, at the exchange rates in effect on January 7, 2022 and terminated the 2017 Credit Agreement. In connection with the repayment and termination, we incurred an insignificant amount of loss on debt extinguishment. The remaining unamortized debt issuance costs of the 2017 Credit Facilities will continue to be amortized over the contract terms of the 2022 Credit Facilities.

The 2022 Credit Facilities have a maturity date of January 7, 2027. We may borrow, repay and reborrow amounts under the 2022 Revolving Facility until the Maturity Date, at which time all amounts outstanding under the 2022 Revolving Facility must be repaid in full. The term loan made under the 2022 Term Loan Facility has no scheduled principal amortization and must be repaid in full on the maturity date. The 2022 Revolving Credit Facility provides for extensions of credit in U.S. Dollars as well as certain other foreign currencies. Borrowings under the 2022 Revolving Facility bear interest at a rate based on the daily Secured Overnight Financing Rate ("SOFR"), term SOFR, an alternative currency daily rate, or an alternative currency term rate plus a spread adjustment, plus a margin that can vary from 0.555% to 1.200%. Borrowings under the 2022 Term Loan Facility bear interest at a rate based on the daily Sterling Overnight Index Average ("SONIA"), plus a spread adjustment, plus a margin that can vary from 0.625% to 1.450%. We are also required to pay a quarterly letter of credit fee on the face amount of each letter of credit, which fee is based on the same margin that applies from time to time to SOFR-indexed borrowings under the revolving credit line. The margin is dependent on either our consolidated net leverage ratio or our credit ratings. We are also required to pay a quarterly facility fee ranging from 0.07% to 0.25% per annum. The 2022 Credit Agreement contains customary covenants, including financial ratio covenants that are required to be maintained as of each quarter end.

As of September 30, 2023 and December 31, 2022, the total amounts outstanding under the 2022 Term Loan Facility, net of debt issuance costs, were \$608.8 million and \$603.0 million, respectively.

As of September 30, 2023, we had 51 irrevocable letters of credit totaling \$79.4 million issued and outstanding under the 2022 Revolving Facility, with approximately \$3.9 billion remaining available to borrow under the 2022 Revolving Facility.

**EQUINIX, INC.**  
**NOTES TO CONDENSED CONSOLIDATED FINANCIAL STATEMENTS - (Continued)**  
(Unaudited)

**Senior Notes**

As of September 30, 2023 and December 31, 2022, our senior notes consisted of the following (in thousands):

	September 30, 2023		December 31, 2022	
	Amount	Effective Rate	Amount	Effective Rate
2.625% Senior Notes due 2024	\$ 1,000,000	2.79 %	\$ 1,000,000	2.79 %
1.250% Senior Notes due 2025	500,000	1.46 %	500,000	1.46 %
1.000% Senior Notes due 2025	700,000	1.18 %	700,000	1.18 %
2.900% Senior Notes due 2026	600,000	3.04 %	600,000	3.04 %
1.450% Senior Notes due 2026	700,000	1.64 %	700,000	1.64 %
0.250% Euro Senior Notes due 2027	528,300	0.45 %	534,950	0.45 %
1.800% Senior Notes due 2027	500,000	1.96 %	500,000	1.96 %
1.550% Senior Notes due 2028	650,000	1.67 %	650,000	1.67 %
2.000% Senior Notes due 2028	400,000	2.21 %	400,000	2.21 %
2.875% Swiss Franc Senior Notes due 2028	327,546	3.07 %	—	— %
3.200% Senior Notes due 2029	1,200,000	3.30 %	1,200,000	3.30 %
2.150% Senior Notes due 2030	1,100,000	2.27 %	1,100,000	2.27 %
2.500% Senior Notes due 2031	1,000,000	2.65 %	1,000,000	2.65 %
3.900% Senior Notes due 2032	1,200,000	4.07 %	1,200,000	4.07 %
1.000% Euro Senior Notes due 2033	633,960	1.18 %	641,940	1.18 %
2.000% Japanese Yen Senior Notes Series A due 2035	251,872	2.07 %	—	— %
2.130% Japanese Yen Senior Notes Series C due 2035	99,009	2.20 %	—	— %
2.370% Japanese Yen Senior Notes Series B due 2043	68,436	2.42 %	—	— %
2.570% Japanese Yen Senior Notes Series D due 2043	30,773	2.62 %	—	— %
2.570% Japanese Yen Senior Notes Series E due 2043	66,899	2.62 %	—	— %
3.000% Senior Notes due 2050	500,000	3.09 %	500,000	3.09 %
2.950% Senior Notes due 2051	500,000	3.00 %	500,000	3.00 %
3.400% Senior Notes due 2052	500,000	3.50 %	500,000	3.50 %
	13,056,795		12,226,890	
Less amount representing unamortized debt issuance cost	(111,573)		(117,351)	
	\$ 12,945,222		\$ 12,109,539	

**3.900% Senior Notes due 2032**

On April 5, 2022, we issued \$ 1.2 billion aggregate principal amount of 3.900% Senior Notes due 2032 (the "2032 Notes"). Interest on the 2032 Notes is payable semi-annually on April 15 and October 15 of each year, commencing on October 15, 2022. Debt issuance costs and debt discounts related to the 2032 Notes were \$16.3 million.

*2.000% Japanese Yen Senior Notes Series A due 2035, 2.370% Japanese Yen Senior Notes Series B due 2043, 2.130% Japanese Yen Senior Notes Series C due 2035, 2.570% Japanese Yen Senior Notes Series D due 2043 and 2.570% Japanese Yen Senior Notes Series E due 2043*

On February 16, 2023, we issued ¥10.0 billion, or approximately \$74.5 million in U.S. dollars, at the exchange rate in effect on that date, aggregate principal amount of 2.570% senior notes due March 8, 2043 (the "2043 Japanese Yen Series E Notes").

**EQUINIX, INC.**  
**NOTES TO CONDENSED CONSOLIDATED FINANCIAL STATEMENTS - (Continued)**  
**(Unaudited)**

On March 8, 2023, and at the exchange rate in effect on that date, we issued ¥ 37.7 billion, or approximately \$274.7 million in U.S. dollars, aggregate principal amount of 2.000% senior notes due March 8, 2035 (the "2035 Japanese Yen Series A Notes"), ¥ 10.2 billion, or approximately \$74.6 million in U.S. dollars, aggregate principal amount of 2.370% senior notes due March 8, 2043 (the "2043 Japanese Yen Series B Notes"), ¥ 14.8 billion, or approximately \$107.9 million in U.S. dollars, aggregate principal amount of 2.130% senior notes due March 8, 2035 (the "2035 Japanese Yen Series C Notes") and ¥ 4.6 billion, or approximately \$33.5 million in U.S. dollars, aggregate principal amount of 2.570% senior notes due March 8, 2043 (the "2043 Japanese Yen Series D Notes").

Interest on the notes is payable semi-annually in arrears on March 8 and September 8 of each year, commencing on September 8, 2023. Total debt issuance costs related to the 2035 Japanese Yen Series A Notes, the 2043 Japanese Yen Series B Notes, the 2035 Japanese Yen Series C Notes, the 2043 Japanese Yen Series D Notes and the 2043 Japanese Yen Series E Notes were \$2.0 million, \$0.6 million, \$0.8 million, \$0.3 million and \$0.6 million, respectively.

**2.875% Swiss Franc Senior Notes due 2028**

On September 12, 2023, we issued CHF 300.0 million, or approximately \$336.9 million in U.S. dollars, at the exchange rate in effect on that date, aggregate principal amount of 2.875% senior notes due September 12, 2028 (the "2028 CHF Notes"). Interest on the notes is payable annually in arrears on September 12 of each year, commencing on September 12, 2024. Total debt issuance costs related to the 2028 CHF Notes were \$3.0 million.

**Maturities of Debt Instruments**

The following table sets forth maturities of our debt, including mortgage and loans payable, and senior notes, gross of debt issuance costs and debt discounts, as of September 30, 2023 (in thousands):

Years ending:	
2023 (3 months remaining)	\$ 2,129
2024	1,007,758
2025	1,206,548
2026	1,306,348
2027	1,642,825
Thereafter	8,537,800
<b>Total</b>	<b>\$ 13,703,408</b>

**Fair Value of Debt Instruments**

The following table sets forth the estimated fair values of our mortgage and loans payable and senior notes, including current maturities (in thousands):

	September 30, 2023			December 31, 2022		
	Fair Value	Fair Value Measurement Using		Fair Value	Fair Value Measurement Using	
		Level 1	Level 2		Level 1	Level 2
Mortgage and loans payable	\$ 657,705	\$ —	\$ 657,705	\$ 666,387	\$ —	\$ 666,387
Senior notes	10,917,739	10,398,907	518,832	10,196,933	10,196,933	—

The inputs used to estimate the fair value of debt instruments include:

- Level 1: quoted market prices; and
- Level 2: our credit rating and current prices of similar debt instruments that are publicly traded.

**EQUINIX, INC.**  
**NOTES TO CONDENSED CONSOLIDATED FINANCIAL STATEMENTS - (Continued)**  
**(Unaudited)**

**Interest Charges**

The following table sets forth total interest costs incurred, and total interest costs capitalized for the periods presented (in thousands):

	Three Months Ended September 30,		Nine Months Ended September 30,	
	2023	2022	2023	2022
Interest expense	\$ 101,385	\$ 91,346	\$ 298,839	\$ 262,137
Interest capitalized	6,699	5,512	18,635	14,267
Interest charges incurred	\$ 108,084	\$ 96,858	\$ 317,474	\$ 276,404

Total interest paid in cash, net of capitalized interest, during the three months ended September 30, 2023 and 2022 was \$ 90.5 million and \$85.9 million, respectively. Total interest paid in cash, net of capitalized interest, during the nine months ended September 30, 2023 and 2022 was \$316.6 million and \$287.4 million, respectively.

**11. Commitments and Contingencies****Purchase and Other Commitments**

As a result of our various IBX data center expansion projects, as of September 30, 2023, we were contractually committed for approximately \$ 2.1 billion of unaccrued capital expenditures, primarily for IBX infrastructure equipment not yet delivered and labor not yet provided, in connection with the work necessary to open these IBX data centers and make them available to our customers for installation. We also had numerous other, non-capital purchase commitments in place as of September 30, 2023, such as commitments to purchase power in select locations through the remainder of 2023 and thereafter, and other open purchase orders for goods or services to be delivered or provided during the remainder of 2023 and thereafter. Such other miscellaneous purchase commitments totaled approximately \$1.8 billion as of September 30, 2023. For further information on equity contribution commitments and lease commitments, see Note 6 and Note 9, respectively, above.

**Contingent Liabilities**

We estimate our exposure on certain liabilities, such as indirect and property taxes, based on the best information available at the time of determination. With respect to real and personal property taxes, we record what we can reasonably estimate based on prior payment history, assessed value by the assessor's office, current landlord estimates, or estimates based on current or changing fixed asset values in each specific municipality, as applicable. However, there are circumstances beyond our control whereby the underlying value of the property or basis for which the tax is calculated on the property may change, such as a landlord selling the underlying property of one of our IBX data center leases or a municipality changing the assessment value in a jurisdiction and, as a result, our property tax obligations may vary from period to period. Based upon the most current facts and circumstances, we make the necessary property tax accruals for each of our reporting periods. However, revisions in our estimates of the potential or actual liability could materially impact our financial position, results of operations or cash flows.

Our indirect and property tax filings in various jurisdictions are subject to examination by local tax authorities. Although we believe that we have adequately assessed and accounted for our potential tax liabilities, and that our tax estimates are reasonable, there can be no certainty that additional taxes will not be due upon audit of our tax returns or as a result of further changes to the tax laws and interpretations thereof. For example, we are currently undergoing several indirect tax audits and appealing a tentative assessment in Brazil. The final settlement of the audits and the outcomes of the appeal are uncertain and may not be resolved in our favor. We regularly assess the likelihood of adverse outcomes resulting from these examinations and appeals that would affect the adequacy of our tax accruals for each of the reporting periods. If any issues arising from the tax examinations and appeals are resolved in a manner inconsistent with our expectations, the revision of the estimates of the potential or actual liabilities could materially impact our financial position, results of operations, or cash flows.

**EQUINIX, INC.**  
**NOTES TO CONDENSED CONSOLIDATED FINANCIAL STATEMENTS - (Continued)**  
**(Unaudited)**

**Employment Agreements**

We have entered into a severance agreement with certain of our executive officers that provides for a severance payment equal to 100% of the executive officer's annual base salary and maximum bonus in the event his or her employment is terminated for any reason other than cause or he or she voluntarily resigns under certain circumstances as described in the agreement, or 200% of the executive officer's annual base salary and maximum bonus in the event this occurs after a change-in-control of our company. For certain other executive officers, these benefits are only triggered after a change-in-control of our company, in which case the officer is entitled to 200% of the executive officer's annual base salary and maximum bonus. In addition, under these agreements, the executive officer is entitled to the payment of his or her monthly health care premiums under the Consolidated Omnibus Budget Reconciliation Act for up to 24 months.

**Indemnification and Guarantor Arrangements**

As permitted under Delaware law, we have agreements whereby we indemnify our officers and directors for certain events or occurrences while the officer or director is, or was serving, at our request in such capacity. The term of the indemnification period is for the officer's or director's lifetime. The maximum potential amount of future payments we could be required to make under these indemnification agreements is unlimited; however, in the event of a legal action, we have purchased insurance that could limit our exposure, depending upon the details of the claim and the coverage provided. As a result, our estimated fair value of these indemnification agreements is minimal. We have no liabilities recorded for these agreements as of September 30, 2023.

We enter into standard indemnification agreements in the ordinary course of business. Pursuant to these agreements, we may agree to indemnify, hold harmless, and reimburse the indemnified party for losses suffered or incurred by the indemnified party, generally a business partner or a customer, in connection with matters such as any U.S. patent, or any copyright or other intellectual property infringement claim by any third party with respect to our offerings; a breach of confidentiality obligations and certain other contractual warranties; our gross negligence, willful misconduct, fraud, misrepresentation, or violation of law; and/or if we cause tangible property damage, personal injury or death. The term of any such indemnification agreement is generally perpetual after execution of the agreement. The maximum potential amount of future payments we could be required to make under these indemnification agreements is unlimited; however, we have never incurred material costs to defend lawsuits or settle claims related to these indemnification agreements. In addition, in the event of a legal action, we have purchased insurance that could limit our exposure, depending upon the details of the claim and the coverage provided. As a result, our estimated fair value of these agreements is minimal. We do not have significant liabilities recorded for these agreements as of September 30, 2023.

We enter into arrangements with certain business partners, whereby the business partner agrees to provide services as a subcontractor for our installations. Accordingly, we enter into standard indemnification agreements with our customers, whereby we indemnify them for certain acts, such as personal property damage, by our subcontractors. The maximum potential amount of future payments we could be required to make under these indemnification agreements is unlimited; however, we have never incurred material costs to defend lawsuits or settle claims related to these indemnification agreements. In addition, in the event of a legal action, we have purchased insurance that could limit our exposure, depending upon the details of the claim and the coverage provided. As a result, our estimated fair value of these agreements is minimal. We do not have significant liabilities recorded for these agreements as of September 30, 2023.

We have service level commitment obligations to certain of our customers. As a result, service interruptions or significant equipment damage in our IBX data centers, whether or not within our control, could result in obligations to these customers. While we have purchased insurance that could limit our exposure, our liability insurance may not be adequate to cover those expenses. In addition, any loss of service, equipment damage or inability to meet our service level commitment obligations could reduce the confidence our customers have in us, and could consequently impair our ability to obtain and retain customers, which would adversely affect both our ability to generate revenues and our operating results. We generally have the ability to determine such service level credits prior to the associated revenue being recognized. We do not have significant liabilities in connection with service level credits as of September 30, 2023.

**EQUINIX, INC.**  
**NOTES TO CONDENSED CONSOLIDATED FINANCIAL STATEMENTS - (Continued)**  
**(Unaudited)**

Concurrent with the closing of the EMEA 2 Joint Venture, the EMEA 2 Joint Venture entered into credit facility agreements with a group of lenders under which it could borrow up to approximately \$1.3 billion in total at the exchange rate in effect on September 30, 2023, with such facilities maturing in 2025 and 2026. In connection with our 20% equity investment in the EMEA 2 Joint Venture, we provided the lenders with guarantees covering 20% of all payments of principal and interest due and payable by the EMEA 2 Joint Venture under these credit facilities, up to a limit of \$288.5 million in total at the exchange rate in effect on September 30, 2023. As of September 30, 2023, the maximum potential amount of our future payments under these guarantees was approximately \$144.5 million, at the exchange rates in effect on that date. We and our co-investor entered into an ancillary agreement to allocate funding under the credit facility agreement for use of our AMER 1 Joint Venture. As of September 30, 2023, \$ 8.6 million of the guarantees related to AMER 1. Our estimated fair value of these guarantees is minimal as the likelihood of making a payout under the guarantees is low.

**EQUINIX, INC.**  
**NOTES TO CONDENSED CONSOLIDATED FINANCIAL STATEMENTS - (Continued)**  
**(Unaudited)**

**12. Stockholders' Equity**
**Stockholders' Equity Rollforward**

The following tables provide a rollforward of our stockholders' equity for the three months ended September 30, 2023 and 2022 (in thousands, except share and per share data):

	Common Stock		Treasury Stock		Additional Paid-in Capital	Accumulated Dividends	AOCI (Loss)	Retained Earnings	Equinix Stockholders' Equity	Non-controlling Interests	Total Stockholders' Equity
	Shares	Amount	Shares	Amount							
Balance as of December 31, 2022	92,813,976	\$ 93	(193,273)	\$ (71,966)	\$17,320,017	\$(7,317,570)	\$(1,389,446)	\$2,964,838	\$ 11,505,966	\$ (134)	\$ 11,505,832
Net income (loss)	—	—	—	—	—	—	—	258,786	258,786	(56)	258,730
Other comprehensive income	—	—	—	—	—	—	104,258	—	104,258	—	104,258
Issuance of common stock and release of treasury stock for employee equity awards	419,490	—	16,066	5,978	38,565	—	—	—	44,543	1	44,544
Issuance of common stock under ATM Program	458,459	1	—	—	300,774	—	—	—	300,775	—	300,775
Dividend distribution on common stock, \$3.41 per share	—	—	—	—	—	(318,736)	—	—	(318,736)	—	(318,736)
Settlement of accrued dividends on vested equity awards	—	—	—	—	—	(483)	—	—	(483)	—	(483)
Accrued dividends on unvested equity awards	—	—	—	—	—	(2,406)	—	—	(2,406)	—	(2,406)
Stock-based compensation, net of estimated forfeitures	—	—	—	—	136,345	—	—	—	136,345	—	136,345
Balance as of March 31, 2023	93,691,925	94	(177,207)	(65,988)	17,795,701	(7,639,195)	(1,285,188)	3,223,624	12,029,048	(189)	12,028,859
Net income (loss)	—	—	—	—	—	—	—	207,030	207,030	(17)	207,013
Other comprehensive income (loss)	—	—	—	—	—	—	(3,268)	—	(3,268)	97	(3,171)
Issuance of common stock and release of treasury stock for employee equity awards	44,734	—	5,417	2,015	527	—	—	—	2,542	—	2,542
Dividend distribution on common stock, \$3.41 per share	—	—	—	—	—	(318,914)	—	—	(318,914)	—	(318,914)
Settlement of accrued dividends on vested equity awards	—	—	—	—	—	(86)	—	—	(86)	—	(86)
Accrued dividends on unvested equity awards	—	—	—	—	—	(5,058)	—	—	(5,058)	—	(5,058)
Stock-based compensation, net of estimated forfeitures	—	—	—	—	112,815	—	—	—	112,815	—	112,815
Balance as of June 30, 2023	93,736,659	94	(171,790)	(63,973)	17,909,043	(7,963,253)	(1,288,456)	3,430,654	12,024,109	(109)	12,024,000
Net income (loss)	—	—	—	—	—	—	—	275,794	275,794	(34)	275,760
Other comprehensive loss	—	—	—	—	—	—	(237,554)	—	(237,554)	(182)	(237,736)
Issuance of common stock and release of treasury stock for employee equity awards	300,223	—	18,204	6,774	35,645	—	—	—	42,419	—	42,419



**EQUINIX, INC.**  
**NOTES TO CONDENSED CONSOLIDATED FINANCIAL STATEMENTS - (Continued)**  
**(Unaudited)**

	Common Stock		Treasury Stock		Additional Paid-in Capital	Accumulated Dividends	AOCI (Loss)	Retained Earnings	Equinix Stockholders' Equity	Non- controlling Interests	Total Stockholders' Equity
	Shares	Amount	Shares	Amount							
Dividend distribution on common stock, \$3.41 per share	—	—	—	—	—	(319,308)	—	—	(319,308)	—	(319,308)
Settlement of accrued dividends on vested equity awards	—	—	—	—	—	(343)	—	—	(343)	—	(343)
Accrued dividends on unvested equity awards	—	—	—	—	—	(4,695)	—	—	(4,695)	—	(4,695)
Stock-based compensation, net of estimated forfeitures	—	—	—	—	106,462	—	—	—	106,462	—	106,462
Balance as of September 30, 2023	94,036,882	\$ 94	(153,586)	\$ (57,199)	\$18,051,150	\$ (8,287,599)	\$ (1,526,010)	\$ 3,706,448	\$ 11,886,884	\$ (325)	\$ 11,886,559

**EQUINIX, INC.**  
**NOTES TO CONDENSED CONSOLIDATED FINANCIAL STATEMENTS - (Continued)**  
**(Unaudited)**

	Common Stock		Treasury Stock		Additional Paid-in Capital	Accumulated Dividends	AOCI (Loss)	Retained Earnings	Equinix Stockholders' Equity	Non-controlling interests	Total Stockholders' Equity
	Shares	Amount	Shares	Amount							
Balance as of December 31, 2021	90,872,826	\$ 91	(301,420)	\$(112,208)	\$15,984,597	\$(6,165,140)	\$(1,085,751)	\$2,260,493	\$ 10,882,082	\$ (318)	\$ 10,881,764
Net income	—	—	—	—	—	—	—	147,453	147,453	240	147,693
Other comprehensive income	—	—	—	—	—	—	32,837	—	32,837	3	32,840
Issuance of common stock and release of treasury stock for employee equity awards	430,973	—	11,445	4,259	39,617	—	—	—	43,876	—	43,876
Dividend distribution on common stock, \$3.10 per share	—	—	—	—	—	(282,031)	—	—	(282,031)	—	(282,031)
Settlement of accrued dividends on vested equity awards	—	—	—	—	—	(497)	—	—	(497)	—	(497)
Accrued dividends on unvested equity awards	—	—	—	—	—	(2,045)	—	—	(2,045)	—	(2,045)
Stock-based compensation, net of estimated forfeitures	—	—	—	—	121,210	—	—	—	121,210	—	121,210
Balance as of March 31, 2022	91,303,799	91	(289,975)	(107,949)	16,145,424	(6,449,713)	(1,052,914)	2,407,946	10,942,885	(75)	10,942,810
Net income (loss)	—	—	—	—	—	—	—	216,322	216,322	(80)	216,242
Other comprehensive loss	—	—	—	—	—	—	(365,842)	—	(365,842)	(35)	(365,877)
Issuance of common stock and release of treasury stock for employee equity awards	36,682	—	24,609	9,157	4,882	—	—	—	14,039	—	14,039
Dividend distribution on common stock, \$3.10 per share	—	—	—	—	—	(282,168)	—	—	(282,168)	—	(282,168)
Settlement of accrued dividends on vested equity awards	—	—	—	—	—	(57)	—	—	(57)	—	(57)
Accrued dividends on unvested equity awards	—	—	—	—	—	(4,400)	—	—	(4,400)	—	(4,400)
Stock-based compensation, net of estimated forfeitures	—	—	—	—	109,005	—	—	—	109,005	—	109,005
Balance as of June 30, 2022	91,340,481	91	(265,366)	(98,792)	16,259,311	(6,736,338)	(1,418,756)	2,624,268	10,629,784	(190)	10,629,594
Net income (loss)	—	—	—	—	—	—	—	211,807	211,807	(68)	211,739
Other comprehensive loss	—	—	—	—	—	—	(337,161)	—	(337,161)	(28)	(337,189)
Issuance of common stock and release of treasury stock for employee equity awards	285,176	1	15,982	5,947	31,719	—	—	—	37,667	—	37,667
Issuance of common stock under ATM Program	1,160,706	1	—	—	796,018	—	—	—	796,019	—	796,019
Dividend distribution on common stock, \$3.10 per share	—	—	—	—	—	(286,136)	—	—	(286,136)	—	(286,136)
Settlement of accrued dividends on vested equity awards	—	—	—	—	—	(327)	—	—	(327)	—	(327)
Accrued dividends on unvested equity awards	—	—	—	—	—	(4,031)	—	—	(4,031)	—	(4,031)

**EQUINIX, INC.**  
**NOTES TO CONDENSED CONSOLIDATED FINANCIAL STATEMENTS - (Continued)**  
**(Unaudited)**

	<u>Common Stock</u>		<u>Treasury Stock</u>		<u>Additional Paid-in Capital</u>	<u>Accumulated Dividends</u>	<u>AOCI (Loss)</u>	<u>Retained Earnings</u>	<u>Equinix Stockholders' Equity</u>	<u>Non- controlling Interests</u>	<u>Total Stockholders' Equity</u>
	<u>Shares</u>	<u>Amount</u>	<u>Shares</u>	<u>Amount</u>							
Stock-based compensation, net of estimated forfeitures	—	—	—	—	106,757	—	—	—	106,757	—	106,757
Balance as of September 30, 2022	92,786,363	\$ 93	(249,384)	\$ (92,845)	\$ 17,193,805	\$ (7,026,832)	\$ (1,755,917)	\$ 2,836,075	\$ 11,154,379	\$ (286)	\$ 11,154,093

**EQUINIX, INC.**  
**NOTES TO CONDENSED CONSOLIDATED FINANCIAL STATEMENTS - (Continued)**  
**(Unaudited)**

**Accumulated Other Comprehensive Loss**

The changes in accumulated other comprehensive loss, net of tax, by components are as follows (in thousands):

	Balance as of December 31, 2022	Net Change	Balance as of September 30, 2023
Foreign currency translation adjustment ("CTA") loss	\$ (1,838,237)	\$ (229,688)	\$ (2,067,925)
Unrealized gain on cash flow hedges <sup>(1)</sup>	33,953	8,012	41,965
Net investment hedge CTA gain <sup>(1)</sup>	415,749	85,462	501,211
Net actuarial loss on defined benefit plans <sup>(2)</sup>	(911)	(350)	(1,261)
	<u>\$ (1,389,446)</u>	<u>\$ (136,564)</u>	<u>\$ (1,526,010)</u>

<sup>(1)</sup> Refer to Note 7 for a discussion of the amounts reclassified from accumulated other comprehensive loss to net income.

<sup>(2)</sup> We have two defined benefit pension plans covering all employees in two countries where such plans are mandated by law. We do not have any defined benefit plans in any other countries.

Changes in foreign currencies can have a significant impact to our condensed consolidated balance sheets (as evidenced above in our foreign currency translation loss), as well as its condensed consolidated results of operations, as amounts in foreign currencies are generally translated into more U.S. Dollars when the U.S. Dollar weakens or fewer U.S. Dollars when the U.S. Dollar strengthens. As of September 30, 2023, the U.S. Dollar was generally stronger relative to certain of the currencies of the foreign countries in which we operate as compared to December 31, 2022. Because of this, the U.S. Dollar had an overall unfavorable impact on our condensed consolidated financial position because the foreign denominations translated into fewer U.S. Dollars as evidenced by an increase in foreign currency translation loss for the nine months ended September 30, 2023 as reflected in the above table. The volatility of the U.S. Dollar as compared to the other currencies in which we operate could have a significant impact on our condensed consolidated financial position and results of operations including the amount of revenue that we report in future periods.

**Common Stock**

In October 2020, we established an "at the market" equity offering program (the "2020 ATM Program"), under which we could, from time to time, offer and sell shares of our common stock to or through sales agents up to an aggregate of \$1.5 billion. In February 2022, we entered into a forward sale amendment to the 2020 ATM Program, under which we could, from time to time, offer and sell shares under the equity distribution agreement pursuant to forward sale transactions (the "Equity Forward Amendment"). In November 2022, we established a successor ATM program, also with substantially the same terms as the Equity Forward Amendment noted above, under which we may, from time to time, offer and sell on a spot or forward basis up to an aggregate of \$1.5 billion of our common stock to or through sales agents in "at the market" transactions (the "2022 ATM Program"). The forward sale agreements provide three settlement alternatives to us: physical settlement, cash settlement or net share settlement. In accordance with ASC 815, the forward sale agreements are classified as equity for balance sheet purposes.

During the nine months ended September 30, 2022, we executed five forward sale agreements under the 2020 ATM Program to sell 579,873 shares of our common stock. On August 3, 2022, we physically settled these forward sale shares for approximately \$393.6 million, net of payment of commissions to sales agents and other offering expenses, at an aggregate weighted-average forward sale price of \$678.72 per share.

During the nine months ended September 30, 2022, we sold an additional 580,833 shares under the 2020 ATM Program, excluding the settled forward sale transactions noted above, through spot sales for approximately \$403.6 million, net of payment of commissions to sales agents and other offering expenses.

**EQUINIX, INC.**  
**NOTES TO CONDENSED CONSOLIDATED FINANCIAL STATEMENTS - (Continued)**  
**(Unaudited)**

In the fourth quarter of 2022, we executed three additional forward sale agreements to sell 458,459 shares of our common stock with maturity dates ranging from February 2023 to November 2023. Of this amount, 308,875 shares were executed under the 2020 ATM Program and the remaining 149,584 shares were executed under the 2022 ATM Program. As of December 31, 2022, no shares remained available for sale under the 2020 ATM Program. On February 28, 2023, we physically settled these forward sale shares for approximately \$301.6 million, net of payment of commissions to sales agents and other offering expenses, at an aggregate weighted-average forward sale price of \$657.75 per share.

During the nine months ended September 30, 2023, we executed five forward sale agreements to sell 564,126 shares of our common stock with maturity dates ranging from February 2024 to March 2024. As of September 30, 2023, the estimated net settlement value for the forward sale agreements was approximately \$431.4 million at an aggregate weighted-average forward sale price of \$764.78 per share. The weighted-average forward sale price that we expect to receive upon physical settlement will be subject to adjustments for a discount rate factor equal to a specified benchmark rate less a spread minus scheduled dividends during the terms of the agreements.

As of September 30, 2023, we had approximately \$1.0 billion of common stock available for sale under the 2022 ATM Program, which amount gives effect to the unsettled forward sale transactions noted above. For the three and nine months ended September 30, 2023, other than as noted above, we sold no additional shares under the 2022 ATM Program.

**Stock-Based Compensation**

For the nine months ended September 30, 2023, the Talent, Culture and Compensation Committee and/or the Stock Award Committee of our Board of Directors, as the case may be, granted an aggregate of 943,224 restricted stock units ("RSUs") to certain employees, including executive officers. These equity awards are subject to vesting provisions and have a weighted-average grant date fair value of \$694.34 per share and a weighted-average requisite service period of 3.52 years. The valuation of RSUs with only a service condition or a service and performance condition require no significant assumptions as the fair value for these types of equity awards is based solely on the fair value of our stock price on the date of grant. We use revenues, adjusted funds from operations ("AFFO") per share and digital services revenues as the performance measurements in the RSUs with both service and performance conditions that were granted in the nine months ended September 30, 2023.

We use a Monte Carlo simulation option-pricing model to determine the fair value of RSUs with a service and market condition. We used total shareholder return ("TSR") as the performance measurement in the RSUs with a service and market condition that were granted in the nine months ended September 30, 2023. There were no significant changes in the assumptions used to determine the fair value of RSUs with a service and market condition that were granted in 2023 compared to the prior year.

The following table presents, by operating expense category, our stock-based compensation expense recognized in our condensed consolidated statements of operations (in thousands):

	Three Months Ended September 30,		Nine Months Ended September 30,	
	2023	2022	2023	2022
Cost of revenues	\$ 12,389	\$ 10,732	\$ 36,111	\$ 33,053
Sales and marketing	22,638	22,507	64,697	65,862
General and administrative	63,419	68,591	200,899	197,549
Total	<u>\$ 98,446</u>	<u>\$ 101,830</u>	<u>\$ 301,707</u>	<u>\$ 296,464</u>

**Redeemable Non-controlling Interest**

On April 3, 2023, we issued additional shares in our Indonesian operating entity to a third party investor for \$ 25.0 million, which resulted in the third party investor owning a 25% interest in the entity.

**EQUINIX, INC.**  
**NOTES TO CONDENSED CONSOLIDATED FINANCIAL STATEMENTS - (Continued)**  
**(Unaudited)**

The Indonesian operating entity is a VIE because it does not have sufficient funds from its operations to be self-sustaining. We provide certain management services to the entity and earn fees for the performance of such services. We have the power to direct the activities that most significantly impact the economic performance of the entity and have concluded that we are its primary beneficiary.

Under the terms of the shareholders' agreement, the investor may put its 25% ownership stake in the entity to us for a maximum exercise price of \$25.0 million, subject to certain contingent conditions. Accordingly, we present the investor's contingently redeemable non-controlling interest ("NCI") outside of permanent equity at the higher of its maximum redemption amount of \$25.0 million and its balance after attribution of gains and losses in the condensed consolidated balance sheets. There were no changes in the carrying value of the redeemable NCI for the three and nine months ended September 30, 2023.

As of September 30, 2023, the carrying value of the assets and liabilities of the Indonesian VIE, which were included in other assets and other liabilities on the condensed consolidated balance sheets were \$29.4 million and \$2.1 million, respectively.

The income and losses attributable to us as well as to the redeemable NCI from the Indonesian VIE were insignificant for the three and nine months ended September 30, 2023.

**13. Segment Information**

While we have one primary line of business, which is the design, build-out and operation of IBX data centers, we have determined that we have three reportable segments comprised of our Americas, EMEA and Asia-Pacific geographic regions. Our chief operating decision-maker evaluates performance, makes operating decisions and allocates resources based on our revenues and adjusted EBITDA performance both on a consolidated basis and based on these three reportable segments. Intercompany transactions between segments are excluded for management reporting purposes.

**EQUINIX, INC.**  
**NOTES TO CONDENSED CONSOLIDATED FINANCIAL STATEMENTS - (Continued)**  
**(Unaudited)**

The following tables present revenue information disaggregated by product lines and geographic areas, (in thousands):

	Three Months Ended September 30, 2023				Nine Months Ended September 30, 2023			
	Americas	EMEA	Asia-Pacific	Total	Americas	EMEA	Asia-Pacific	Total
Colocation <sup>(1)</sup>	\$ 596,871	\$ 538,256	\$ 329,054	\$ 1,464,181	\$ 1,754,537	\$ 1,571,233	\$ 970,875	\$ 4,296,645
Interconnection	206,552	78,795	67,411	352,758	609,457	227,718	199,428	1,036,603
Managed infrastructure	63,356	32,790	17,484	113,630	184,755	97,105	54,642	336,502
Other <sup>(1)</sup>	5,503	23,283	1,688	30,474	15,461	74,775	8,707	98,943
Recurring revenues	872,282	673,124	415,637	1,961,043	2,564,210	1,970,831	1,233,652	5,768,693
Non-recurring revenues	41,411	35,590	22,986	99,987	121,571	115,857	71,526	308,954
<b>Total</b>	<b>\$ 913,693</b>	<b>\$ 708,714</b>	<b>\$ 438,623</b>	<b>\$ 2,061,030</b>	<b>\$ 2,685,781</b>	<b>\$ 2,086,688</b>	<b>\$ 1,305,178</b>	<b>\$ 6,077,647</b>

<sup>(1)</sup> Includes some leasing and hedging activities.

	Three Months Ended September 30, 2022				Nine Months Ended September 30, 2022			
	Americas	EMEA	Asia-Pacific	Total	Americas	EMEA	Asia-Pacific	Total
Colocation <sup>(1)</sup>	\$ 555,352	\$ 445,733	\$ 295,008	\$ 1,296,093	\$ 1,619,511	\$ 1,293,641	\$ 859,258	\$ 3,772,410
Interconnection	190,283	66,703	61,264	318,250	558,877	201,688	182,092	942,657
Managed infrastructure	54,704	28,493	19,269	102,466	159,255	89,930	59,827	309,012
Other <sup>(1)</sup>	5,127	23,105	3,091	31,323	15,842	51,567	6,419	73,828
Recurring revenues	805,466	564,034	378,632	1,748,132	2,353,485	1,636,826	1,107,596	5,097,907
Non-recurring revenues	40,695	27,778	24,054	92,527	123,961	104,667	65,725	294,353
<b>Total</b>	<b>\$ 846,161</b>	<b>\$ 591,812</b>	<b>\$ 402,686</b>	<b>\$ 1,840,659</b>	<b>\$ 2,477,446</b>	<b>\$ 1,741,493</b>	<b>\$ 1,173,321</b>	<b>\$ 5,392,260</b>

<sup>(1)</sup> Includes some leasing and hedging activities.

**EQUINIX, INC.**  
**NOTES TO CONDENSED CONSOLIDATED FINANCIAL STATEMENTS - (Continued)**  
**(Unaudited)**

Total revenues attributed to the U.S. were \$ 771.5 million and \$2.3 billion during the three and nine months ended September 30, 2023, respectively, and \$722.6 million and \$2.1 billion during the three and nine months ended September 30, 2022, respectively. For the three and nine months ended September 30, 2023, we derived revenues of \$218.3 million and \$607.6 million, respectively, from the United Kingdom, which is the only country outside of the U.S. from which we derived revenues that exceeded 10% of our total revenues during either of these periods. There was no country outside of the U.S. from which we derived revenues that exceeded 10% of revenues for the three and nine months ended September 30, 2022. No single customer accounted for 10% or greater of our accounts receivable or revenues for the three and nine months ended September 30, 2023 and 2022.

We define adjusted EBITDA as net income excluding income tax expense, interest income, interest expense, other income or expense, gain or loss on debt extinguishment, depreciation, amortization, accretion, stock-based compensation expense, restructuring charges, impairment charges, transaction costs and gain or loss on asset sales as presented below (in thousands):

	Three Months Ended September 30,		Nine Months Ended September 30,	
	2023	2022	2023	2022
Adjusted EBITDA:				
Americas	\$ 404,897	\$ 395,159	\$ 1,202,732	\$ 1,127,938
EMEA	310,172	283,286	931,499	839,013
Asia-Pacific	220,862	192,471	647,153	564,009
Total adjusted EBITDA	935,931	870,916	2,781,384	2,530,960
Depreciation, amortization and accretion expense	(461,842)	(431,668)	(1,381,298)	(1,300,882)
Stock-based compensation expense	(98,446)	(101,830)	(301,707)	(296,464)
Transaction costs	775	(2,007)	(6,543)	(11,310)
Gain (loss) on asset sales	3,933	(2,252)	5,022	(3,976)
Interest income	23,111	11,192	66,002	17,806
Interest expense	(101,385)	(91,346)	(298,839)	(262,137)
Other expense	(5,972)	(6,735)	(9,987)	(22,522)
Gain (loss) on debt extinguishment	(360)	75	(106)	184
Income before income taxes	<u>\$ 295,745</u>	<u>\$ 246,345</u>	<u>\$ 853,928</u>	<u>\$ 651,659</u>

We also provide the following additional segment disclosures (in thousands):

	Three Months Ended September 30,		Nine Months Ended September 30,	
	2023	2022	2023	2022
Depreciation and amortization:				
Americas	\$ 251,963	\$ 234,300	\$ 749,459	\$ 693,232
EMEA	126,665	111,879	373,679	342,552
Asia-Pacific	84,311	84,013	258,537	263,018
Total	<u>\$ 462,939</u>	<u>\$ 430,192</u>	<u>\$ 1,381,675</u>	<u>\$ 1,298,802</u>
Capital expenditures:				
Americas	\$ 382,800	\$ 278,487	\$ 1,076,339	\$ 688,635
EMEA	146,776	168,481	449,008	528,808
Asia-Pacific	87,963	105,761	259,951	232,634
Total	<u>\$ 617,539</u>	<u>\$ 552,729</u>	<u>\$ 1,785,298</u>	<u>\$ 1,450,077</u>



**EQUINIX, INC.**  
**NOTES TO CONDENSED CONSOLIDATED FINANCIAL STATEMENTS - (Continued)**  
**(Unaudited)**

Our long-lived assets, including property, plant and equipment, net and operating lease right-of-use assets, located in the following geographic areas as of (in thousands):

	<b>September 30, 2023</b>	<b>December 31, 2022</b>
Americas	\$ 8,284,052	\$ 7,532,125
EMEA	5,712,711	5,577,498
Asia-Pacific	3,373,814	3,539,911
Total property, plant and equipment, net	<u>\$ 17,370,577</u>	<u>\$ 16,649,534</u>
Americas	\$ 422,468	\$ 263,148
EMEA	437,873	440,139
Asia-Pacific	655,670	724,663
Total operating lease right-of-use assets	<u>\$ 1,516,011</u>	<u>\$ 1,427,950</u>

#### 14. Subsequent Events

##### *Declaration of dividends*

On October 25, 2023, we declared a quarterly cash dividend of \$ 4.26 per share, which is payable on December 13, 2023 to our common stockholders of record as of the close of business on November 15, 2023.

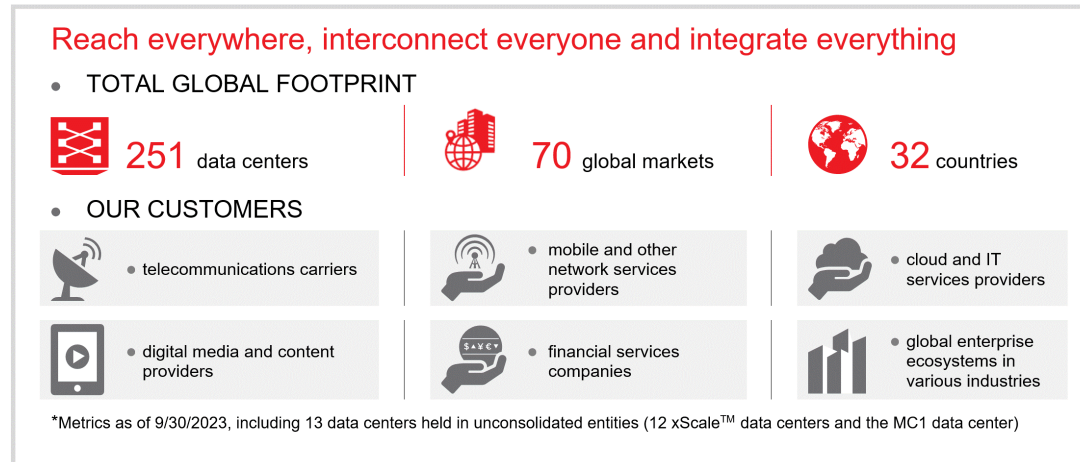
## Item 2. Management's Discussion and Analysis of Financial Condition and Results of Operations

The information in this discussion contains forward-looking statements within the meaning of Section 27A of the Securities Act of 1933, as amended, and Section 21E of the Securities Exchange Act of 1934, as amended. Such statements are based upon current expectations that involve risks and uncertainties. Any statements contained herein that are not statements of historical fact may be deemed to be forward-looking statements. For example, the words "believes," "anticipates," "plans," "expects," "intends" and similar expressions are intended to identify forward-looking statements. Our actual results and the timing of certain events may differ significantly from the results discussed in the forward-looking statements. Factors that might cause such a discrepancy include, but are not limited to, those discussed in "Liquidity and Capital Resources" below and "Risk Factors" in Item 1A of Part II of this Quarterly Report on Form 10-Q. All forward-looking statements in this document are based on information available to us as of the date of this Report and we assume no obligation to update any such forward-looking statements.

Our management's discussion and analysis of financial condition and results of operations is intended to assist readers in understanding our financial information from our management's perspective and is presented as follows:

- Overview
- Results of Operations
- Non-GAAP Financial Measures
- Liquidity and Capital Resources
- Contractual Obligations and Off-Balance-Sheet Arrangements
- Critical Accounting Policies and Estimates
- Recent Accounting Pronouncements

### Overview



We provide a global, vendor-neutral data center, interconnection and edge solutions platform with offerings that aim to enable our customers to reach everywhere, interconnect everyone and integrate everything. Global enterprises, service providers and business ecosystems of industry partners rely on our IBX data centers and expertise around the world for the safe housing of their critical IT equipment and to protect and connect the world's most valued information assets. They also look to Platform Equinix® for the ability to directly and securely interconnect to the networks, clouds and content that enable today's information-driven global digital economy. Our recent IBX data center openings and acquisitions, as well as xScale™ data center investments, have expanded our total global footprint to 251 IBXs, including 12 xScale data centers and the MC1 data center that are held in unconsolidated joint ventures, across 70 markets around the world. We offer the following solutions:

## [Table of Contents](#)

- premium data center colocation;
- interconnection and data exchange solutions;
- edge solutions for deploying networking, security and hardware; and
- remote expert support and professional services.

Our interconnected data centers around the world allow our customers to increase information and application delivery performance to users, and quickly access distributed IT infrastructures and business and digital ecosystems, while significantly reducing costs. Our global platform and the quality of our IBX data centers, interconnection offerings and edge solutions have enabled us to establish a critical mass of customers. As more customers choose Platform Equinix for bandwidth cost and performance reasons, it benefits their suppliers and business partners to colocate in the same data centers. This adjacency creates a "network effect" that enables our customers to capture the full economic and performance benefits of our offerings. These partners, in turn, pull in their business partners, creating a "marketplace" for their services. Our global platform enables scalable, reliable and cost-effective interconnection that increases data traffic exchange while lowering overall cost and increasing flexibility. Our focused business model is built on our critical mass of enterprise and service provider customers and the resulting "marketplace" effect. This global platform, combined with our strong financial position, has continued to drive new customer growth and bookings.

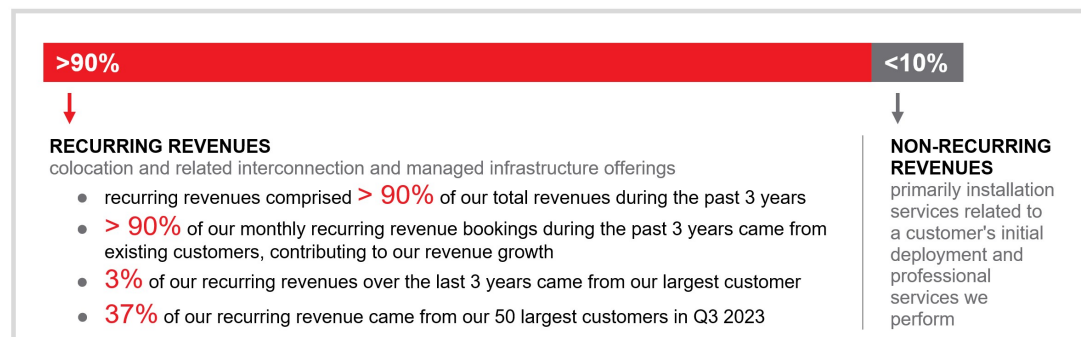
Historically, our market was served by large telecommunications carriers who bundled their products and services with their colocation offerings. The data center market landscape has evolved to include private and vendor-neutral multi-tenant data center ("MTDC") providers, hyperscale cloud providers, managed infrastructure and application hosting providers, and systems integrators. It is estimated that Equinix is one of more than 2,200 companies that provide MTDC offerings around the world. Each of these data center solutions providers can bundle various colocation, interconnection and network offerings and outsourced IT infrastructure solutions. We are able to offer our customers a global platform that reaches 32 countries with the industry's largest and most active ecosystem of partners in our sites, proven operational reliability, improved application performance and a highly scalable set of offerings.

Our cabinet utilization rate represents the percentage of cabinet space billed versus total cabinet capacity, which is used to measure how efficiently we are managing our cabinet capacity. Our cabinet utilization rate varies from market to market among our IBX data centers across our Americas, EMEA and Asia-Pacific regions. Our cabinet utilization rates were approximately 80% and 81%, as of September 30, 2023 and 2022, respectively. We continue to monitor the available capacity in each of our selected markets. To the extent we have limited capacity available in a given market, it may limit our ability for growth in that market. We perform demand studies on an ongoing basis to determine if future expansion is warranted in a market. In addition, power and cooling requirements for most customers are growing on a per unit basis. As a result, customers are consuming an increasing amount of power per cabinet. Although we generally do not control the amount of power our customers draw from installed circuits, we have negotiated power consumption limitations with certain high power-demand customers. This increased power consumption has driven us to build out our new IBX data centers to support power and cooling needs twice that of previous IBX data centers. We could face power limitations in our IBX data centers, even though we may have additional physical cabinet capacity available within a specific IBX data center. This could have a negative impact on our ability to grow revenues, affecting our financial performance, results of operations and cash flows.

To serve the needs of the growing hyperscale data center market, including the world's largest cloud service providers, we have entered into joint ventures to develop and operate xScale data centers. In the past two years, we have closed multiple joint ventures in the form of limited liability partnerships with GIC Private Limited, Singapore's sovereign wealth fund ("GIC") and an additional joint venture in the form of a limited liability partnership with PGIM Real Estate ("PGIM").

Strategically, we will continue to look at attractive opportunities to grow our market share and selectively improve our footprint and offerings. As was the case with our recent expansions and acquisitions, our expansion criteria will be dependent on a number of factors, including but not limited to demand from new and existing customers, quality of the design, power capacity, access to networks, clouds and software partners, capacity availability in the current market location, amount of incremental investment required by us in the targeted property, automation capabilities, developer talent pool, lead-time to break even on a free cash flow basis and in-place customers. Like our recent expansions and acquisitions, the right combination of these factors may be attractive to us. Depending on the circumstances, these transactions may require additional capital expenditures funded by upfront cash payments or through long-term financing arrangements in order to bring these properties up to our standards. Property expansion may be in the form of purchases of real property, long-term leasing arrangements or acquisitions. Future purchases, construction or acquisitions may be completed by us or with partners or potential customers to minimize the outlay of cash, which can be significant.

**Revenue:**



Our business is based on a recurring revenue model comprised of colocation and related interconnection and managed infrastructure offerings. We consider these offerings recurring because our customers are generally billed on a fixed and recurring basis each month for the duration of their contract, which is generally one to three years in length, and thereafter automatically renews in one-year increments. Our recurring revenues have comprised more than 90% of our total revenues during the past three years. In addition, during the past three years, more than 90% of our monthly recurring revenue bookings came from existing customers, contributing to our revenue growth. Our largest customer accounted for approximately 3% of our recurring revenues for both the three and nine months ended September 30, 2023 and 2022. Our 50 largest customers accounted for approximately 37% of our recurring revenues for the three and nine months ended September 30, 2023 and 36% and 37%, respectively, of our recurring revenues for the three and nine months ended September 30, 2022.

Our non-recurring revenues are primarily derived from fees charged from installations related to a customer's initial deployment and professional services we perform. These services are considered to be non-recurring because they are billed typically once, upon completion of the installation or the professional services work performed. The majority of these non-recurring revenues are typically billed on the first invoice distributed to the customer in connection with their initial installation. However, revenues from installation services are deferred and recognized ratably over the period of the contract term. Additionally, revenue from contract settlements, when a customer wishes to terminate their contract early, is generally treated as a contract modification and recognized ratably over the remaining term of the contract, if any. As a percentage of total revenues, we expect non-recurring revenues to represent less than 10% of total revenues for the foreseeable future.

**Operating Expenses:**

**Cost of Revenues.** The largest components of our cost of revenues are depreciation, rental payments related to our leased IBX data centers, utility costs, including electricity, bandwidth access, IBX data center employees' salaries and benefits, including stock-based compensation, repairs and maintenance, supplies and equipment, and security. A majority of our cost of revenues is fixed in nature and should not vary significantly from period to period, unless we expand our existing IBX data centers or open or acquire new IBX data centers. However, there are certain costs that are considered more variable in nature, including utilities and supplies that are directly related to growth in our existing and new customer base. In addition, the cost of electricity is generally higher in the summer months, as compared to other times of the year. Our costs of electricity may also increase as a result of the physical effects of climate change, global energy supply constraints, increased regulations driving alternative electricity generation due to environmental considerations or as a result of our election to use renewable energy sources. To the extent we incur increased utility costs, such increased costs could materially impact our financial condition, results of operations and cash flows.

**Sales and Marketing.** Our sales and marketing expenses consist primarily of compensation and related costs for sales and marketing personnel, including stock-based compensation, amortization of contract costs, marketing programs, public relations, promotional materials and travel, as well as bad debt expense and amortization of customer relationship intangible assets.

**General and Administrative.** Our general and administrative expenses consist primarily of salaries and related expenses, including stock-based compensation, accounting, legal and other professional service fees, and other general corporate expenses, such as our corporate regional headquarters office leases and some depreciation expense on back office systems.

**Taxation as a REIT:**

We elected to be taxed as a real estate investment trust for U.S. federal income tax purposes ("REIT") beginning with our 2015 taxable year. As of September 30, 2023, our REIT structure included all of our data center operations in the U.S., Canada, Chile, Mexico, Japan, Singapore, Malaysia and the majority of our data centers in EMEA. Our data center operations in other jurisdictions are operated as taxable REIT subsidiaries ("TRSs"). We have also included our share of the assets in xScale joint ventures (with the exception of Korea) in our REIT structure.

As a REIT, we generally are permitted to deduct from our U.S. federal taxable income the dividends we pay to our stockholders. The income represented by such dividends is not subject to U.S. federal income taxes at the entity level but is taxed, if at all, at the stockholder level. Nevertheless, the income of our TRSs which hold our U.S. operations that may not be REIT compliant is subject to U.S. federal and state corporate income taxes, as applicable. Likewise, our foreign subsidiaries continue to be subject to local income taxes in jurisdictions in which they hold assets or conduct operations, regardless of whether held or conducted through TRSs or through qualified REIT subsidiaries ("QRSs"). We are also subject to a separate U.S. federal corporate income tax on any gain recognized from a sale of a REIT asset where our basis in the asset is determined by reference to the basis of the asset in the hands of a C corporation (such as an asset held by us or a QRS following the liquidation or other conversion of a former TRS). This built-in-gains tax is generally applicable to any disposition of such an asset during the five-year period after the date we first owned the asset as a REIT asset to the extent of the built-in-gain based on the fair market value of such asset on the date we first held the asset as a REIT asset. In addition, should we recognize any net gain from "prohibited transactions," we will be subject to tax on this net gain at a 100% rate. "Prohibited transactions," for this purpose, are defined as dispositions, at a gain, of inventory or property held primarily for sale to customers in the ordinary course of a trade or business other than dispositions of foreclosure property and other than dispositions excepted by statutory safe harbors. If we fail to remain qualified for U.S. federal income taxation as a REIT, we will be subject to U.S. federal income taxes at regular corporate income tax rates. Even if we remain qualified for U.S. federal income taxation as a REIT, we may be subject to some federal, state, local and foreign taxes on our income and property in addition to taxes owed with respect to our TRSs' operations. In particular, while state income tax regimes often parallel the U.S. federal income tax regime for REITs, many states do not completely follow federal rules, and some may not follow them at all.

We continue to monitor our REIT compliance in order to maintain our qualification for U.S. federal income taxation as a REIT. For this and other reasons, as necessary, we may convert some of our data center operations in other countries into the REIT structure in future periods.

On each of March 22, 2023, June 21, 2023 and September 20, 2023, we paid a quarterly cash dividend of \$3.41 per share. On October 25, 2023, we declared a quarterly cash dividend of \$4.26 per share, payable on December 13, 2023, to our common stockholders of record as of the close of business on November 15, 2023. We expect the amount of all of our 2023 quarterly distributions and other applicable distributions to equal or exceed our REIT taxable income to be recognized in 2023.

**2023 Highlights:**

- In February, we settled three forward sale agreements executed under the 2020 and 2022 ATM Programs and sold 458,459 shares of our common stock for approximately \$301.6 million, net of payment of commissions to sales agents and other offering expenses, at an aggregate weighted-average forward sale price of \$657.75. See Note 12 within the Condensed Consolidated Financial Statements.
- In February and March, we issued ¥77.3 billion, or approximately \$565.2 million, in Japanese Yen Senior Notes due 2035 and 2043 (the "Japanese Yen Senior Notes Series"). See Note 10 within the Condensed Consolidated Financial Statements.
- In March, we sold the Mexico 3 ("MX3") data center site in connection with the formation of a new joint venture with GIC, to develop and operate xScale data centers in the Americas (the "AMER 1 Joint Venture"). Upon closing, we contributed \$8.4 million in exchange for a 20% partnership interest in the joint venture. See Notes 5 and 6 within the Condensed Consolidated Financial Statements.
- In April, we issued additional shares in our Indonesian operating entity to a third party investor for \$25.0 million, which resulted in the third party investor owning a 25% ownership interest in the entity. See Note 12 within the Condensed Consolidated Financial Statements.
- In September, we issued CHF300.0 million, or approximately \$336.9 million, at the exchange rate in effect on September 12, 2023, in Swiss Franc Notes due 2028 (the "Swiss Franc Senior Notes"). See Note 10 within the Condensed Consolidated Financial Statements.

**Results of Operations**

Our results of operations for the three and nine months ended September 30, 2023 include the results of operations of data centers in Chile and Peru acquired from Entel from May 2, 2022 and August 1, 2022, respectively, and of MainOne from April 1, 2022.

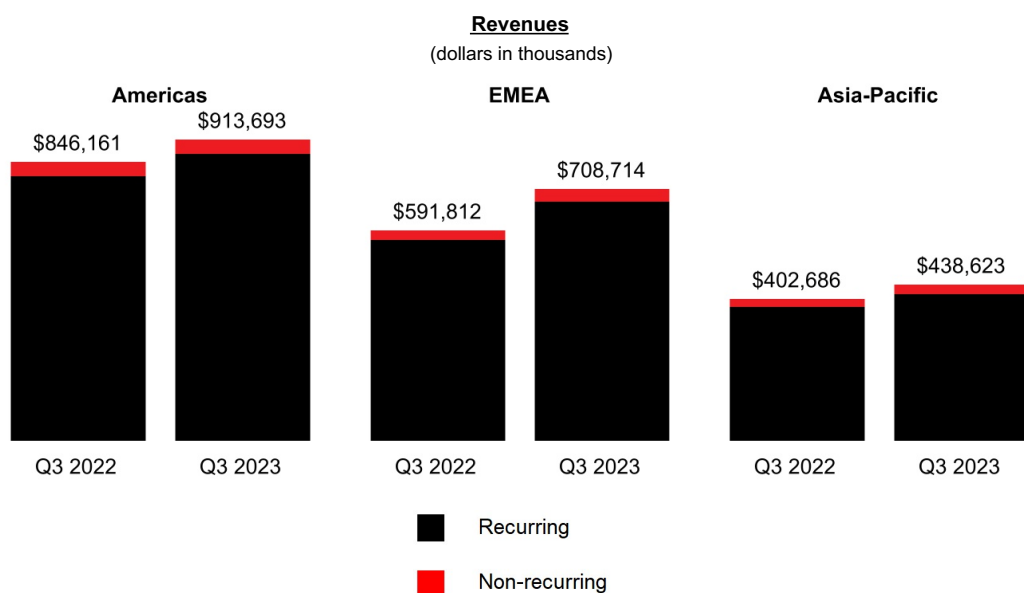
In order to provide a framework for assessing our performance excluding the impact of foreign currency fluctuations, we supplement the year-over-year actual change in results of operations with comparative changes on a constant currency basis. Presenting constant currency results of operations is a non-GAAP financial measure. See "Non-GAAP Financial Measures" below for further discussion.

**Three Months Ended September 30, 2023 and 2022**

**Revenues.** Our revenues for the three months ended September 30, 2023 and 2022 were generated from the following revenue classifications and geographic regions (dollars in thousands):

	Three Months Ended September 30,				\$ Change		% Change	
	2023	%	2022	%	Actual	Actual	Constant Currency <sup>(1)</sup>	
<b>Americas:</b>								
Recurring revenues	\$ 872,282	42 %	\$ 805,466	43 %	\$ 66,816	8 %	8 %	
Non-recurring revenues	41,411	2 %	40,695	2 %	716	2 %	1 %	
	913,693	44 %	846,161	45 %	67,532	8 %	7 %	
<b>EMEA:</b>								
Recurring revenues	673,124	33 %	564,034	31 %	109,090	19 %	27 %	
Non-recurring revenues	35,590	2 %	27,778	2 %	7,812	28 %	19 %	
	708,714	35 %	591,812	33 %	116,902	20 %	26 %	
<b>Asia-Pacific:</b>								
Recurring revenues	415,637	20 %	378,632	21 %	37,005	10 %	10 %	
Non-recurring revenues	22,986	1 %	24,054	1 %	(1,068)	(4) %	(3) %	
	438,623	21 %	402,686	22 %	35,937	9 %	10 %	
<b>Total:</b>								
Recurring revenues	1,961,043	95 %	1,748,132	95 %	212,911	12 %	14 %	
Non-recurring revenues	99,987	5 %	92,527	5 %	7,460	8 %	6 %	
	\$ 2,061,030	100 %	\$ 1,840,659	100 %	\$ 220,371	12 %	14 %	

<sup>(1)</sup> As defined in the "Non-GAAP Financial Measures" section in Item 2 of this Quarterly Report on Form 10-Q.



**Americas Revenues.** During the three months ended September 30, 2023, Americas revenues increased by \$67.5 million or 8% (7% on a constant currency basis). Growth in Americas revenues was primarily due to:

- approximately \$13.9 million of incremental revenues generated from our IBX data center expansions;

[Table of Contents](#)

- \$9.3 million of incremental revenues from the Entel Chile and Entel Peru acquisitions; and
- an increase in orders from both our existing customers and new customers during the period.

**EMEA Revenues.** During the three months ended September 30, 2023, EMEA revenues increased by \$116.9 million or 20% (26% on a constant currency basis). Growth in EMEA revenues was primarily due to power price increases in various European countries in response to the increased cost of utilities, as noted below. In addition to power price increases, growth in EMEA revenues was further driven by:

- approximately \$17.1 million of incremental revenues generated from our IBX data center expansions;
- \$8.3 million of incremental revenues from services provided to our joint ventures; and
- an increase in orders from both our existing customers and new customers during the period.

**Asia-Pacific Revenues.** During the three months ended September 30, 2023, Asia-Pacific revenues increased by \$35.9 million or 9% (10% on a constant currency basis). Growth in Asia-Pacific revenues was primarily due to:

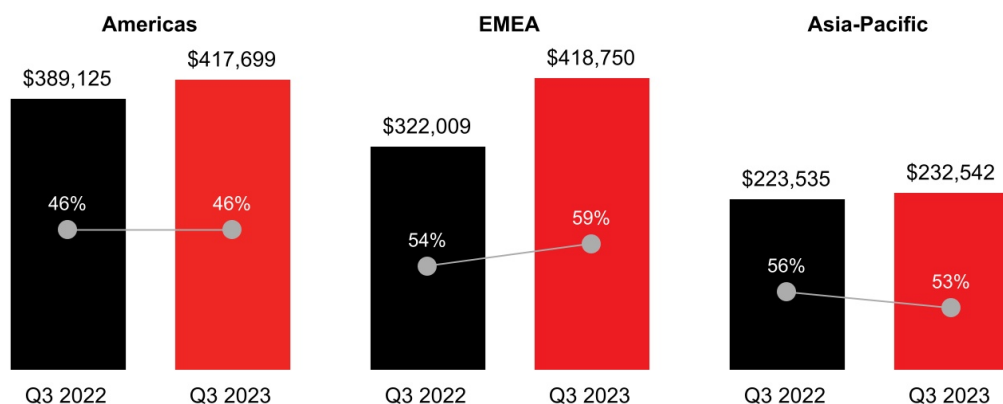
- approximately \$11.9 million of incremental revenues generated from our IBX data center expansions; and
- power price increases in Singapore in response to the increased cost of utilities.

**Cost of Revenues.** Our cost of revenues for the three months ended September 30, 2023 and 2022 by geographic regions was as follows (dollars in thousands):

	Three Months Ended September 30,				\$ Change		% Change	
	2023	%	2022	%	Actual	Actual	Constant Currency	
Americas	\$ 417,699	39 %	\$ 389,125	42 %	\$ 28,574	7 %	7 %	
EMEA	418,750	39 %	322,009	34 %	96,741	30 %	32 %	
Asia-Pacific	232,542	22 %	223,535	24 %	9,007	4 %	5 %	
Total	\$ 1,068,991	100 %	\$ 934,669	100 %	\$ 134,322	14 %	15 %	

**Cost of Revenues**

(dollars in thousands; percentages indicate expenses as a percentage of revenues)



**Americas Cost of Revenues.** During the three months ended September 30, 2023, Americas cost of revenues increased by \$28.6 million or 7% (and also 7% on a constant currency basis). The increase in our Americas cost of revenues was primarily due to \$23.1 million of higher utilities costs, primarily driven by increases in power costs and higher utility usage.

**EMEA Cost of Revenues.** During the three months ended September 30, 2023, EMEA cost of revenues increased by \$96.7 million or 30% (32% on a constant currency basis). The increase in our EMEA cost of revenues was primarily due to:



## Table of Contents

- \$88.0 million of higher utilities costs, primarily driven by increases in power costs and higher utility usage in France, Germany, Netherlands and the United Kingdom; and
- \$12.3 million of higher compensation costs, including salaries, bonuses and stock-based compensation, primarily due to headcount growth.

**Asia-Pacific Cost of Revenues.** During the three months ended September 30, 2023, Asia-Pacific cost of revenues increased by \$9.0 million or 4% (5% on a constant currency basis). The increase in our Asia-Pacific cost of revenues was primarily due to higher compensation costs, including salaries, bonuses, and stock-based compensation attributable to headcount growth.

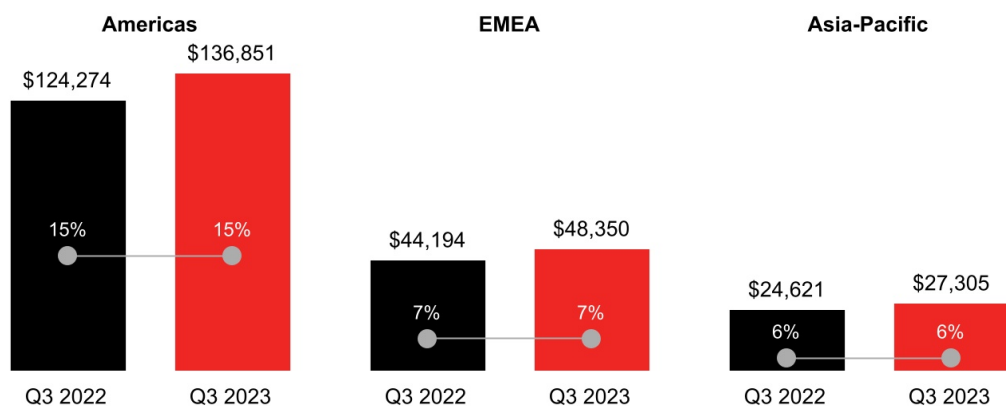
We expect cost of revenues to increase across all three regions in line with the growth of our business, including from the impact of acquisitions.

**Sales and Marketing Expenses.** Our sales and marketing expenses for the three months ended September 30, 2023 and 2022 by geographic regions were as follows (dollars in thousands):

	Three Months Ended September 30,				\$ Change		% Change	
	2023	%	2022	%	Actual	Actual	Constant Currency	
Americas	\$ 136,851	64 %	\$ 124,274	64 %	\$ 12,577	10 %	10 %	
EMEA	48,350	23 %	44,194	23 %	4,156	9 %	14 %	
Asia-Pacific	27,305	13 %	24,621	13 %	2,684	11 %	12 %	
Total	\$ 212,506	100 %	\$ 193,089	100 %	\$ 19,417	10 %	11 %	

### Sales and Marketing Expenses

(dollars in thousands; percentages indicate expenses as a percentage of revenues)



**Americas Sales and Marketing Expenses.** During the three months ended September 30, 2023, Americas sales and marketing expense increased by \$12.6 million or 10% (and also 10% on a constant currency basis). The increase in our Americas sales and marketing expenses was primarily due to an increase in compensation costs including salaries, bonuses and stock-based compensation, attributable to headcount growth.

**EMEA Sales and Marketing Expenses.** Our EMEA sales and marketing expense did not materially change during the three months ended September 30, 2023 as compared to the three months ended September 30, 2022.

**Asia-Pacific Sales and Marketing Expenses.** Our Asia-Pacific sales and marketing expense did not materially change during the three months ended September 30, 2023 as compared to the three months ended September 30, 2022.

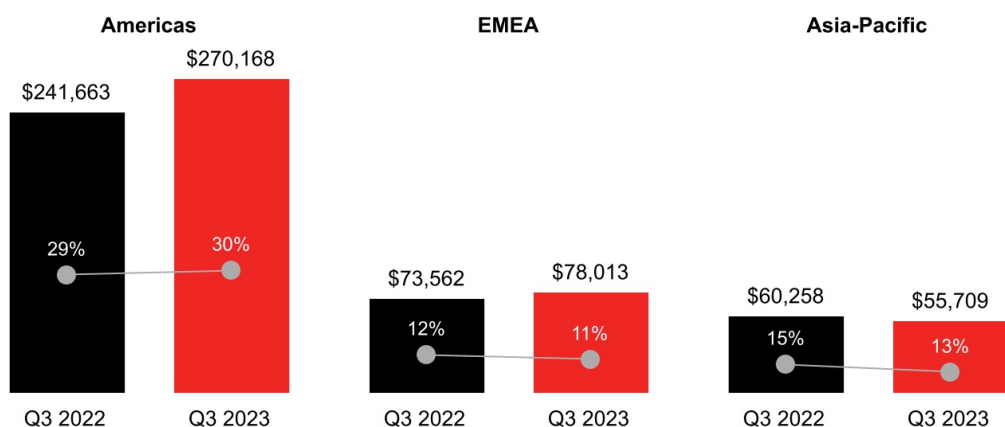
We anticipate that we will continue to invest in sales and marketing initiatives across our three regions in line with the growth of our business. We expect our Americas sales and marketing expenses as a percentage of revenues to continue to be higher than those of our other regions since certain global sales and marketing functions are located within the U.S.

**General and Administrative Expenses.** Our general and administrative expenses for the three months ended September 30, 2023 and 2022 by geographic regions were as follows (dollars in thousands):

	Three Months Ended September 30,				\$ Change		% Change	
	2023	%	2022	%	Actual	Actual	Constant Currency	
Americas	\$ 270,168	67 %	\$ 241,663	64 %	\$ 28,505	12 %	12 %	
EMEA	78,013	19 %	73,562	20 %	4,451	6 %	9 %	
Asia-Pacific	55,709	14 %	60,258	16 %	(4,549)	(8) %	(8) %	
Total	\$ 403,890	100 %	\$ 375,483	100 %	\$ 28,407	8 %	8 %	

**General and Administrative Expenses**

(dollars in thousands; percentages indicate expenses as a percentage of revenues)



**Americas General and Administrative Expenses.** During the three months ended September 30, 2023, Americas general and administrative expenses increased by \$28.5 million or 12% (and also 12% on a constant currency basis). The increase in our Americas general and administrative expenses was primarily due to:

- \$11.1 million of higher depreciation expenses associated with back-office systems to support the growth of our business;
- \$9.2 million of higher compensation costs including salaries, bonuses and stock-based compensation, primarily due to headcount growth; and
- \$6.2 million of higher consulting costs partially due to an increase in the short-term use of temporary workers.

**EMEA General and Administrative Expenses.** Our EMEA general and administrative expenses did not materially change during the three months ended September 30, 2023 as compared to the three months ended September 30, 2022.

**Asia-Pacific General and Administrative Expenses.** Our Asia-Pacific general and administrative expenses did not materially change during the three months ended September 30, 2023 as compared to the three months ended September 30, 2022.

Going forward, although we are carefully monitoring our spending, we expect our general and administrative expenses to increase across all three regions as we continue to invest in our operations to support our growth, including investments to enhance our technology platform, to maintain our qualification for taxation as a REIT and to integrate recent acquisitions. Additionally, since our corporate headquarters is located in the U.S., we expect the Americas general and administrative expenses as a percentage of revenues to continue to be higher than other regions.

**Transaction Costs.** During the three months ended September 30, 2023 and 2022, we did not record a significant amount of transaction costs.

**Gain or Loss on Asset Sales.** During the three months ended September 30, 2023 and 2022, we did not record a significant amount of gain or loss on asset sales.

**Income from Operations.** Our income from operations for the three months ended September 30, 2023 and 2022 by geographic regions was as follows (dollars in thousands):

	Three Months Ended September 30,				\$ Change		% Change	
	2023	%	2022	%	Actual	Actual	Constant Currency	
Americas	\$ 87,856	23 %	\$ 85,080	26 %	\$ 2,776	3 %	1 %	
EMEA	169,477	45 %	153,535	46 %	15,942	10 %	28 %	
Asia-Pacific	123,018	32 %	94,544	28 %	28,474	30 %	30 %	
Total	\$ 380,351	100 %	\$ 333,159	100 %	\$ 47,192	14 %	21 %	

**Americas Income from Operations.** Our Americas income from operations did not materially change during the three months ended September 30, 2023 as compared to the three months ended September 30, 2022.

**EMEA Income from Operations.** During the three months ended September 30, 2023, EMEA income from operations increased by \$15.9 million or 10% (28% increase on a constant currency basis), primarily due to higher revenues as a result of our IBX data center expansion activity and organic growth, as described above.

**Asia-Pacific Income from Operations.** During the three months ended September 30, 2023, Asia-Pacific income from operations increased by \$28.5 million or 30% (and also 30% on a constant currency basis), primarily due to higher revenues as a result of our IBX data center expansion activity and organic growth, as described above.

**Interest Income.** Interest income was \$23.1 million, with an annualized yield of 3.93%, for the three months ended September 30, 2023 and was \$11.2 million, with an annualized yield of 2.04% for the three months ended September 30, 2022.

**Interest Expense.** Interest expense increased to \$101.4 million for the three months ended September 30, 2023 from \$91.3 million for the three months ended September 30, 2022, primarily due to the issuance of 2.00% - 2.57% Japanese Yen Senior Notes due 2035 and 2043 in the first quarter of 2023, the issuance of 2.875% Swiss Franc Senior Notes due 2028 in the third quarter of 2023 and an increase in the variable rate of our GBP term loan. During the three months ended September 30, 2023 and 2022, we capitalized \$6.7 million and \$5.5 million, respectively, of interest expense to construction in progress. See Note 10 within the Condensed Consolidated Financial Statements.

**Other Income or Expense.** We did not record a significant amount of other income or expense during the three months ended September 30, 2023 and 2022.

**Gain on Debt Extinguishment.** We did not record a significant amount of gain on debt extinguishment during the three months ended September 30, 2023 and 2022.

**Income Taxes.** We operate as a REIT for U.S. federal income tax purposes. As a REIT, we are generally not subject to U.S. federal income taxes on our taxable income distributed to stockholders. We intend to distribute or have distributed the entire taxable income generated by the operations of our REIT and QRSs for the tax years ending December 31, 2023 and 2022, respectively. As such, other than state income taxes and foreign income and

withholding taxes, no provision for income taxes has been included for our REIT and QRSs in the accompanying condensed consolidated financial statements for the three months ended September 30, 2023 and 2022.

We have made TRS elections for some of our subsidiaries in and outside the U.S. In general, a TRS may provide services that would otherwise be considered impermissible for REITs to provide and may hold assets that may not be REIT compliant.

U.S. income taxes for the TRS entities located in the U.S. and foreign income taxes for our foreign operations, regardless of whether the foreign operations are operated as QRSs or TRSs, have been accrued, as necessary, for the three months ended September 30, 2023 and 2022.

For the three months ended September 30, 2023 and 2022, we recorded \$20.0 million and \$34.6 million of income tax expense, respectively. Our effective tax rates were 6.8% and 14.0% for the three months ended September 30, 2023 and 2022, respectively. The decrease in the effective tax rate for the three months ended September 30, 2023 as compared to the same period in 2022 is primarily due to the reversal of uncertain tax positions of approximately \$13.4 million in the current period resulting from the settlement of tax audits in the EMEA region.

**Adjusted EBITDA.** Adjusted EBITDA is a key factor in how we assess the operating performance of our segments and develop regional growth strategies such as IBX data center expansion decisions. We define adjusted EBITDA as net income excluding income tax expense, interest income, interest expense, other income or expense, gain or loss on debt extinguishment, depreciation, amortization, accretion, stock-based compensation expense, restructuring charges, impairment charges, transaction costs, and gain or loss on asset sales. See "Non-GAAP Financial Measures" below for more information about adjusted EBITDA and a reconciliation of adjusted EBITDA to net income. Our adjusted EBITDA for the three months ended September 30, 2023 and 2022 by geographic regions was as follows (dollars in thousands):

	Three Months Ended September 30,				\$ Change		% Change	
	2023	%	2022	%	Actual	Actual	Constant Currency	
Americas	\$ 404,897	43 %	\$ 395,159	45 %	\$ 9,738	2 %	2 %	
EMEA	310,172	33 %	283,286	33 %	26,886	9 %	14 %	
Asia-Pacific	220,862	24 %	192,471	22 %	28,391	15 %	15 %	
Total	\$ 935,931	100 %	\$ 870,916	100 %	\$ 65,015	7 %	9 %	

**Americas Adjusted EBITDA.** During the three months ended September 30, 2023, Americas adjusted EBITDA increased by \$9.7 million or 2% (and also 2% on a constant currency basis), primarily due to higher revenues as a result of our IBX data center expansion activity and organic growth, as described above.

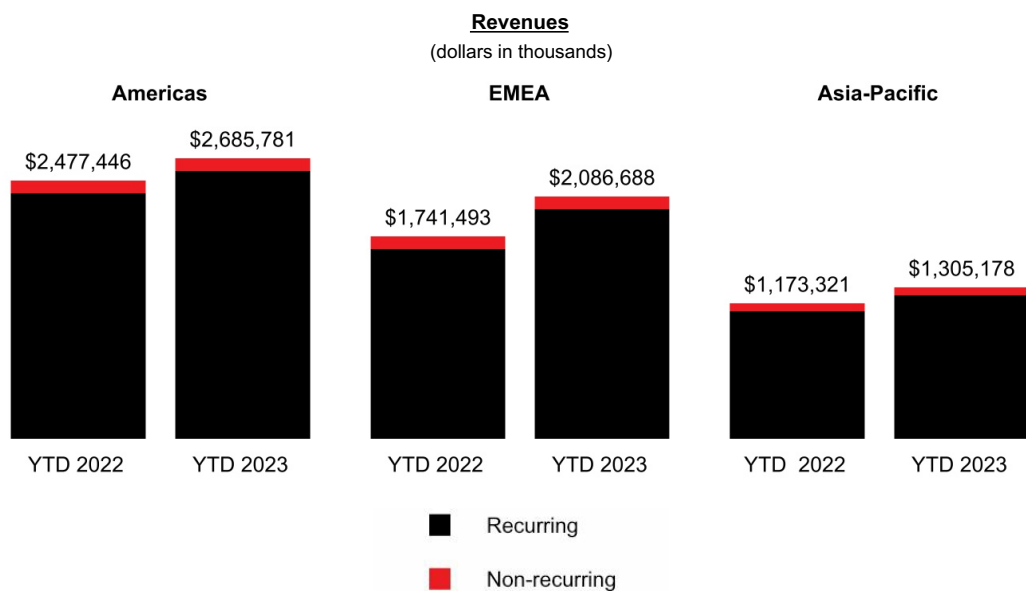
**EMEA Adjusted EBITDA.** During the three months ended September 30, 2023, EMEA adjusted EBITDA increased by \$26.9 million or 9% (14% on a constant currency basis), primarily due to higher revenues as a result of our IBX data center expansion activity and organic growth, as described above.

**Asia-Pacific Adjusted EBITDA.** During the three months ended September 30, 2023, Asia-Pacific adjusted EBITDA increased by \$28.4 million or 15% (and also 15% on a constant currency basis), primarily due to higher revenues as a result of our IBX data center expansion activity and organic growth, as described above.

**Nine Months Ended September 30, 2023 and 2022**

**Revenues.** Our revenues for the nine months ended September 30, 2023 and 2022 were generated from the following revenue classifications and geographic regions (dollars in thousands):

	Nine Months Ended September 30,				\$ Change		% Change
	2023	%	2022	%	Actual	Actual	Constant Currency
<b>Americas:</b>							
Recurring revenues	\$ 2,564,210	43 %	\$ 2,353,485	44 %	\$ 210,725	9 %	9 %
Non-recurring revenues	121,571	2 %	123,961	2 %	(2,390)	(2) %	(2) %
	<u>2,685,781</u>	<u>45 %</u>	<u>2,477,446</u>	<u>46 %</u>	<u>208,335</u>	<u>8 %</u>	<u>9 %</u>
<b>EMEA:</b>							
Recurring revenues	1,970,831	32 %	1,636,826	30 %	334,005	20 %	28 %
Non-recurring revenues	115,857	2 %	104,667	2 %	11,190	11 %	9 %
	<u>2,086,688</u>	<u>34 %</u>	<u>1,741,493</u>	<u>32 %</u>	<u>345,195</u>	<u>20 %</u>	<u>27 %</u>
<b>Asia-Pacific:</b>							
Recurring revenues	1,233,652	20 %	1,107,596	21 %	126,056	11 %	14 %
Non-recurring revenues	71,526	1 %	65,725	1 %	5,801	9 %	13 %
	<u>1,305,178</u>	<u>21 %</u>	<u>1,173,321</u>	<u>22 %</u>	<u>131,857</u>	<u>11 %</u>	<u>14 %</u>
<b>Total:</b>							
Recurring revenues	5,768,693	95 %	5,097,907	95 %	670,786	13 %	16 %
Non-recurring revenues	308,954	5 %	294,353	5 %	14,601	5 %	6 %
	<u>\$ 6,077,647</u>	<u>100 %</u>	<u>\$ 5,392,260</u>	<u>100 %</u>	<u>\$ 685,387</u>	<u>13 %</u>	<u>15 %</u>



**Americas Revenues.** During the nine months ended September 30, 2023, Americas revenues increased by \$208.3 million or 8% (9% on a constant currency basis). Growth in Americas revenues was primarily due to:

- approximately \$34.9 million of incremental revenues generated from our IBX data center expansions;
- \$24.2 million of incremental revenues from the Entel Chile and Entel Peru acquisitions; and
- an increase in orders from both our existing customers and new customers during the period.

**EMEA Revenues.** During the nine months ended September 30, 2023, EMEA revenues increased by \$345.2 million or 20% (27% on a constant currency basis). Growth in EMEA revenues was primarily due to power price increases in various European countries in response to the increased cost of utilities, as noted below. In addition to power price increases, growth in EMEA revenues was further driven by:

- approximately \$45.0 million of incremental revenues generated from our IBX data center expansions;
- \$18.8 million of incremental revenues generated from the MainOne Acquisition;
- \$10.2 million of incremental revenues from services provided to our joint ventures; and
- an increase in orders from both our existing customers and new customers during the period.

**Asia-Pacific Revenues.** During the nine months ended September 30, 2023, Asia-Pacific revenues increased by \$131.9 million or 11% (14% on a constant currency basis). Growth in Asia-Pacific revenues was primarily due to:

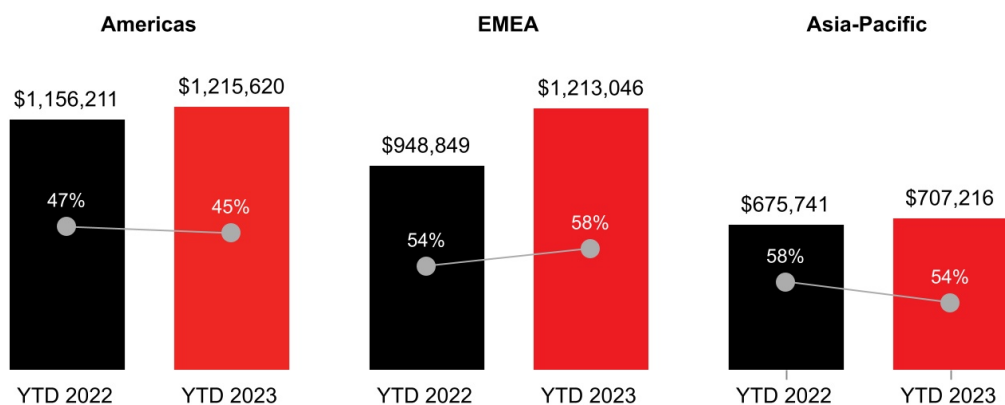
- approximately \$45.9 million of incremental revenues generated from our IBX data center expansions; and
- an increase in orders from both our existing customers and new customers during the period.

**Cost of Revenues.** Our cost of revenues for the nine months ended September 30, 2023 and 2022 by geographic regions was as follows (dollars in thousands):

	Nine Months Ended September 30,				\$ Change		% Change	
	2023	%	2022	%	Actual	Actual	Constant Currency	
Americas	\$ 1,215,620	39 %	\$ 1,156,211	42 %	\$ 59,409	5 %	5 %	
EMEA	1,213,046	38 %	948,849	34 %	264,197	28 %	33 %	
Asia-Pacific	707,216	23 %	675,741	24 %	31,475	5 %	8 %	
Total	\$ 3,135,882	100 %	\$ 2,780,801	100 %	\$ 355,081	13 %	15 %	

**Cost of Revenues**

(dollars in thousands; percentages indicate expenses as a percentage of revenues)



**Americas Cost of Revenues.** During the nine months ended September 30, 2023, Americas cost of revenues increased by \$59.4 million or 5% (and also 5% on a constant currency basis). The increase in our Americas cost of revenues was primarily due to:

- \$31.3 million of higher utilities costs, primarily driven by increases in power costs and higher utility usage;

## Table of Contents

- \$14.4 million of incremental cost of revenues from the Entel Chile and Entel Peru acquisitions; and
- \$10.8 million of additional one-time software expenses related to our managed services business.

**EMEA Cost of Revenues.** During the nine months ended September 30, 2023, EMEA cost of revenues increased by \$264.2 million or 28% (33% on a constant currency basis). The increase in our EMEA cost of revenues was primarily due to:

- \$219.4 million of higher utilities costs, primarily driven by increases in power costs and higher utility usage in France, Germany, Netherlands and the United Kingdom;
- \$30.3 million of higher compensation costs, including salaries, bonuses and stock-based compensation, primarily due to headcount growth; and
- \$10.7 million of incremental cost of revenues from the MainOne Acquisition.

**Asia-Pacific Cost of Revenues.** During the nine months ended September 30, 2023, Asia-Pacific cost of revenues increased by \$31.5 million or 5% (8% on a constant currency basis). The increase in our Asia-Pacific cost of revenues was primarily due to:

- \$14.7 million of higher rent and facilities costs, primarily in Hong Kong;
- \$6.7 million of higher utilities costs, primarily driven by increases in power costs and higher utility usage in Japan; and
- \$5.7 million of higher compensation costs, including salaries, bonuses and stock-based compensation, primarily due to headcount growth.

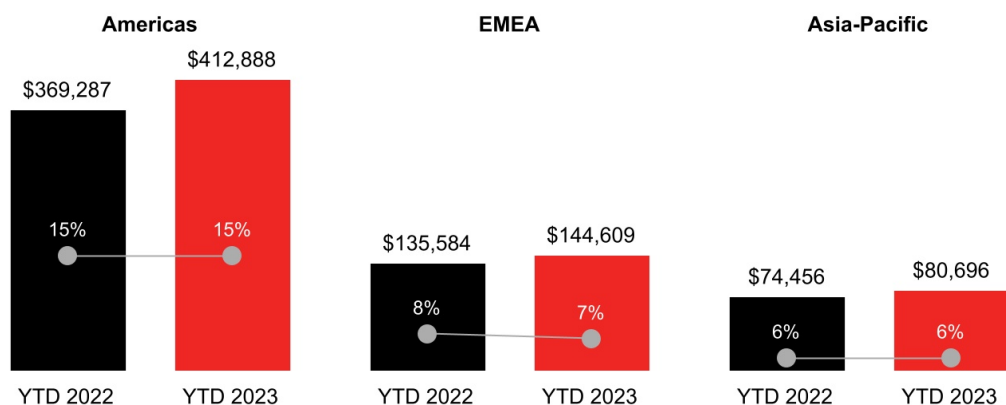
We expect cost of revenues to increase across all three regions in line with the growth of our business, including from the impact of acquisitions.

**Sales and Marketing Expenses.** Our sales and marketing expenses for the nine months ended September 30, 2023 and 2022 by geographic regions were as follows (dollars in thousands):

	Nine Months Ended September 30,				\$ Change		% Change	
	2023	%	2022	%	Actual	Actual	Constant Currency	
Americas	\$ 412,888	64 %	\$ 369,287	64 %	\$ 43,601	12 %	12 %	
EMEA	144,609	23 %	135,584	23 %	9,025	7 %	12 %	
Asia-Pacific	80,696	13 %	74,456	13 %	6,240	8 %	12 %	
Total	\$ 638,193	100 %	\$ 579,327	100 %	\$ 58,866	10 %	12 %	

### Sales and Marketing Expenses

(dollars in thousands; percentages indicate expenses as a percentage of revenues)



**Americas Sales and Marketing Expenses.** During the nine months ended September 30, 2023, Americas sales and marketing expenses increased by \$43.6 million or 12% (and also 12% on a constant currency basis). The increase in our Americas sales and marketing expenses was primarily due to:

- \$16.5 million of higher compensation costs, including salaries, bonuses and stock-based compensation, primarily due to headcount growth;
- \$7.4 million of higher bad debt expense;
- \$6.3 million of higher travel and entertainment expenses due to activities trending towards pre-pandemic levels;
- \$6.0 million of higher advertising costs including online ads, design services and marketing research; and
- \$4.8 million of higher amortization expense as a result of recent acquisitions.

**EMEA Sales and Marketing Expenses.** During the nine months ended September 30, 2023, EMEA sales and marketing expense increased by \$9.0 million or 7% (12% on a constant currency basis). The increase in our EMEA sales and marketing expenses was primarily due to higher compensation costs, including salaries, bonuses and stock-based compensation, primarily due to headcount growth.

**Asia-Pacific Sales and Marketing Expenses.** Our Asia-Pacific sales and marketing expense did not materially change during the nine months ended September 30, 2023 as compared to the nine months ended September 30, 2022.

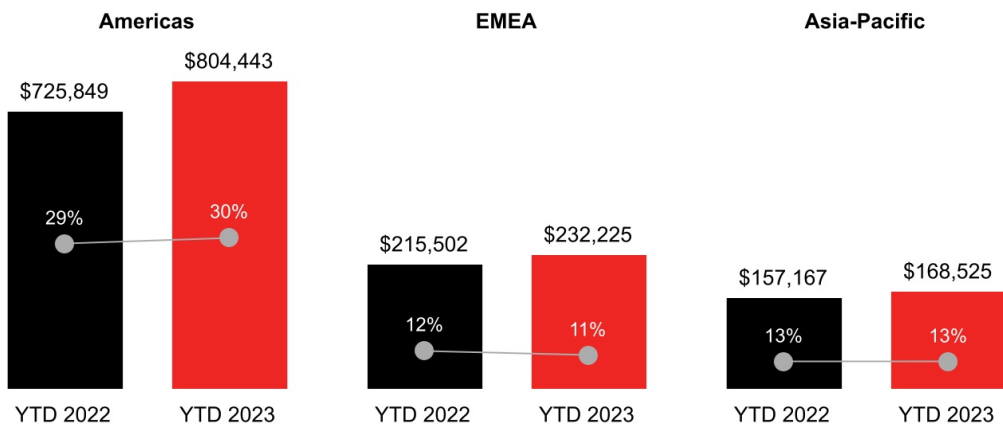
We anticipate that we will continue to invest in sales and marketing initiatives across our three regions in line with the growth of our business. We expect our Americas sales and marketing expenses as a percentage of revenues to be higher than those of our other regions since certain global sales and marketing functions are located within the U.S.

**General and Administrative Expenses.** Our general and administrative expenses for the nine months ended September 30, 2023 and 2022 by geographic regions were as follows (dollars in thousands):

	Nine Months Ended September 30,				\$ Change	% Change	
	2023	%	2022	%		Actual	Actual
Americas	\$ 804,443	67 %	\$ 725,849	66 %	\$ 78,594	11 %	11 %
EMEA	232,225	19 %	215,502	20 %	16,723	8 %	13 %
Asia-Pacific	168,525	14 %	157,167	14 %	11,358	7 %	9 %
Total	\$ 1,205,193	100 %	\$ 1,098,518	100 %	\$ 106,675	10 %	11 %

**General and Administrative Expenses**

(dollars in thousands; percentages indicate expenses as a percentage of revenues)





**Americas General and Administrative Expenses.** During the nine months ended September 30, 2023, Americas general and administrative expenses increased by \$78.6 million or 11% (and also 11% on a constant currency basis). The increase in our Americas general and administrative expenses was primarily due to:

- \$40.3 million of higher depreciation expense associated with back-office systems to support the growth of our business;
- \$15.9 million of higher office expenses primarily due to additional software and support services;
- \$10.4 million of higher compensation costs, including salaries, bonuses and stock-based compensation, primarily due to headcount growth; and
- \$5.6 million of higher travel and entertainment expenses due to activities trending towards pre-pandemic levels.

**EMEA General and Administrative Expenses.** During the nine months ended September 30, 2023, EMEA general and administrative expenses increased by \$16.7 million or 8% (13% on a constant currency basis). The increase in our EMEA general and administrative expenses was primarily due to higher compensation costs, including salaries, bonuses and stock-based compensation, primarily due to headcount growth.

**Asia-Pacific General and Administrative Expenses.** During the nine months ended September 30, 2023, Asia-Pacific general and administrative expenses increased by \$11.4 million or 7% (9% on a constant currency basis). The increase in our Asia-Pacific general and administrative expense was primarily due to higher compensation costs, including salaries, bonuses and stock-based compensation, primarily due to headcount growth.

Going forward, although we are carefully monitoring our spending, we expect our general and administrative expenses to increase across all three regions as we continue to invest in our operations to support our growth, including investments to enhance our technology platform, to maintain our qualification for taxation as a REIT and to integrate recent acquisitions. Additionally, given that our corporate headquarters is located in the U.S., we expect the Americas general and administrative expenses as a percentage of revenues to be higher than those of other regions.

**Transaction costs.** During the nine months ended September 30, 2023 and 2022, we recorded transaction costs totaling \$6.5 million and \$11.3 million, respectively. These transaction costs primarily related to costs incurred in connection with recent acquisitions and the formation of the new joint ventures. See Notes 4, 5 and 6 within the Condensed Consolidated Financial Statements.

**Gain or Loss on Asset Sales.** During the nine months ended September 30, 2023 and 2022, we did not record a significant amount of gain or loss on asset sales.

**Income from Operations.** Our income from operations for the nine months ended September 30, 2023 and 2022 by geographic regions was as follows (dollars in thousands):

	Nine Months Ended September 30,				\$ Change		% Change	
	2023	%	2022	%	Actual	Actual	Constant Currency	
Americas	\$ 245,085	22 %	\$ 213,191	23 %	\$ 31,894	15 %	15 %	
EMEA	504,386	46 %	440,032	48 %	64,354	15 %	26 %	
Asia-Pacific	347,387	32 %	265,105	29 %	82,282	31 %	33 %	
Total	\$ 1,096,858	100 %	\$ 918,328	100 %	\$ 178,530	19 %	25 %	

**Americas Income from Operations.** During the nine months ended September 30, 2023, Americas income from operations increased by \$31.9 million or 15% (and also 15% on a constant currency basis), primarily due to higher revenues as a result of our IBX data center expansion activity, the recent acquisitions and organic growth, as described above.

**EMEA Income from Operations.** During the nine months ended September 30, 2023, EMEA income from operations increased by \$64.4 million or 15% (26% on a constant currency basis), primarily due to higher revenues as a result of our IBX data center expansion activity, the recent acquisition and organic growth, as described above.

**Asia-Pacific Income from Operations.** During the nine months ended September 30, 2023, Asia-Pacific income from operations increased by \$82.3 million or 31% (33% on a constant currency basis), primarily due to higher revenues as a result of our IBX data center expansion activity and organic growth, as described above.

**Interest Income.** Interest income was \$66.0 million, with an annualized yield of 3.74%, for the nine months ended September 30, 2023 and was \$17.8 million, with an annualized yield of 1.19% for the nine months ended September 30, 2022.

**Interest Expense.** Interest expense increased to \$298.8 million for the nine months ended September 30, 2023 from \$262.1 million for the nine months ended September 30, 2022, primarily due to the issuance of the 3.900% Senior Notes due 2032 in 2022, issuance of 2.000% - 2.57% Japanese Yen Senior Notes due 2035 and 2043 in the first quarter of 2023, the issuance of 2.875% Swiss Franc Senior Notes due 2028 in the third quarter of 2023 and an increase in the variable rate of our GBP term loan. During the nine months ended September 30, 2023 and 2022, we capitalized \$18.6 million and \$14.3 million, respectively, of interest expense to construction in progress. See Note 10 within the Condensed Consolidated Financial Statements.

**Other Expense.** We did not record a significant amount of other expense during the nine months ended September 30, 2023. For the nine months ended September 30, 2022, we recorded \$22.5 million of other expense, primarily due to a \$14.0 million stock-based charitable contribution and foreign currency exchange gains and losses.

**Gain on debt extinguishment.** We did not record a significant amount of gain on debt extinguishment during the nine months ended September 30, 2023 and 2022.

**Income Taxes.** We operate as a REIT for U.S. federal income tax purposes. As a REIT, we are generally not subject to U.S. federal income taxes on our taxable income distributed to stockholders. We intend to distribute or have distributed the entire taxable income generated by the operations of our REIT and QRSs for the tax years ending December 31, 2023 and 2022, respectively. As such, other than state income taxes and foreign income and withholding taxes, no provision for income taxes has been included for our REIT and QRSs in the accompanying condensed consolidated financial statements for the nine months ended September 30, 2023 and 2022.

We have made TRS elections for some of our subsidiaries in and outside the U.S. In general, a TRS may provide services that would otherwise be considered impermissible for REITs to provide and may hold assets that may not be REIT compliant.

U.S. income taxes for the TRS entities located in the U.S. and foreign income taxes for our foreign operations regardless of whether the foreign operations are operated as QRSs or TRSs have been accrued, as necessary, for the nine months ended September 30, 2023 and 2022.

For the nine months ended September 30, 2023 and 2022, we recorded \$112.4 million and \$76.0 million of income tax expense, respectively. Our effective tax rates were 13.2% and 11.7%, for the nine months ended September 30, 2023 and 2022, respectively. The increase in the effective tax rate for the nine months ended September 30, 2023 as compared to the same period in 2022 is primarily due to the reversal of uncertain tax positions from the settlement of tax audits in the EMEA region of approximately \$40.0 million in the prior period versus \$13.4 million in the current period.

**Adjusted EBITDA.** Adjusted EBITDA is a key factor in how we assess the operating performance of our segments and develop regional growth strategies such as IBX data center expansion decisions. We define adjusted EBITDA as net income excluding income tax expense, interest income, interest expense, other income or expense, gain or loss on debt extinguishment, depreciation, amortization, accretion, stock-based compensation expense, restructuring charges, impairment charges, transaction costs, and gain or loss on asset sales. See "Non-GAAP Financial Measures" below for more information about adjusted EBITDA and a reconciliation of adjusted EBITDA to net income. Our adjusted EBITDA for the nine months ended September 30, 2023 and 2022 by geographic regions was as follows (dollars in thousands):

	Nine Months Ended September 30,				\$ Change		% Change	
	2023	%	2022	%	Actual	Actual	Constant Currency	
Americas	\$ 1,202,732	43 %	\$ 1,127,938	45 %	\$ 74,794	7 %	7 %	
EMEA	931,499	34 %	839,013	33 %	92,486	11 %	16 %	
Asia-Pacific	647,153	23 %	564,009	22 %	83,144	15 %	17 %	
Total	\$ 2,781,384	100 %	\$ 2,530,960	100 %	\$ 250,424	10 %	12 %	

**Americas Adjusted EBITDA.** During the nine months ended September 30, 2023, Americas adjusted EBITDA increased by \$74.8 million or 7% (and also 7% on a constant currency basis), primarily due to higher revenues as a result of our IBX data center expansion activity, the recent acquisitions and organic growth, as described above.

**EMEA Adjusted EBITDA.** During the nine months ended September 30, 2023, EMEA adjusted EBITDA increased by \$92.5 million or 11% (16% on a constant currency basis), primarily due to higher revenues as a result of our IBX data center expansion activity, the recent acquisition and organic growth, as described above.

**Asia-Pacific Adjusted EBITDA.** During the nine months ended September 30, 2023, Asia-Pacific adjusted EBITDA increased by \$83.1 million or 15% (17% on a constant currency basis), primarily due to higher revenues as a result of our IBX data center expansion activity and organic growth, as described above.

#### **Non-GAAP Financial Measures**

We provide all information required in accordance with GAAP, but we believe that evaluating our ongoing results of operations may be difficult if limited to reviewing only GAAP financial measures. Accordingly, we use non-GAAP financial measures to evaluate our operations.

Non-GAAP financial measures are not a substitute for financial information prepared in accordance with GAAP. Non-GAAP financial measures should not be considered in isolation, but should be considered together with the most directly comparable GAAP financial measures and the reconciliation of the non-GAAP financial measures to the most directly comparable GAAP financial measures. We have presented such non-GAAP financial measures to provide investors with an additional tool to evaluate our results of operations in a manner that focuses on what management believes to be our core, ongoing business operations. We believe that the inclusion of these non-GAAP financial measures provides consistency and comparability with past reports and provides a better understanding of the overall performance of the business and ability to perform in subsequent periods. We believe that if we did not provide such non-GAAP financial information, investors would not have all the necessary data to analyze us effectively.

Investors should note that the non-GAAP financial measures used by us may not be the same non-GAAP financial measures, and may not be calculated in the same manner, as those of other companies. Investors should therefore exercise caution when comparing non-GAAP financial measures used by us to similarly titled non-GAAP financial measures of other companies.

Our primary non-GAAP financial measures, adjusted EBITDA and adjusted funds from operations ("AFFO"), exclude depreciation expense as these charges primarily relate to the initial construction costs of our IBX data centers and do not reflect our current or future cash spending levels to support our business. Our IBX data centers are long-lived assets and have an economic life greater than 10 years. The construction costs of an IBX data center do not recur with respect to such data center, although we may incur initial construction costs in future periods with respect to additional IBX data centers, and future capital expenditures remain minor relative to our initial investment. This is a trend we expect to continue. In addition, depreciation is also based on the estimated useful lives of our IBX data centers. These estimates could vary from actual performance of the asset, are based on historical costs incurred to build out our IBX data centers and are not indicative of current or expected future capital expenditures. Therefore, we exclude depreciation from our results of operations when evaluating our operations.

In addition, in presenting adjusted EBITDA and AFFO, we exclude amortization expense related to acquired intangible assets. Amortization expense is significantly affected by the timing and magnitude of our acquisitions and these charges may vary in amount from period to period. We exclude amortization expense to facilitate a more meaningful evaluation of our current operating performance and comparisons to our prior periods. We exclude accretion expense, both as it relates to asset retirement obligations as well as accrued restructuring charge liabilities, as these expenses represent costs which we believe are not meaningful in evaluating our current operations. We also exclude restructuring charges. Restructuring charges relate to our decisions to exit leases for excess space adjacent to several of our IBX data centers, which we did not intend to build out, or our decision to reverse such restructuring charges. We also exclude impairment charges generally related to certain long-lived assets. The impairment charges are related to expense recognized whenever events or changes in circumstances indicate that the carrying amount of assets are not recoverable. We also exclude gain or loss on asset sales as it represents profit or loss that is not meaningful in evaluating the current or future operating performance. Additionally, we exclude transaction costs from AFFO and adjusted EBITDA to allow more comparable comparisons of our financial results to our historical operations. The transaction costs relate to costs we incur in connection with business combinations and the formation of joint ventures, including advisory, legal, accounting, valuation, and other professional or consulting fees. Such charges generally are not relevant to assessing our long-term performance. In addition, the frequency and amount of such charges vary significantly based on the size and timing of the transactions. Management believes items such as restructuring charges, impairment charges, gain or loss on asset sales and transaction costs are non-core transactions; however, these types of costs may occur in future periods. Finally, we exclude stock-based compensation expense, as it can vary significantly from period to period based on share price, and the timing, size and nature of equity awards. As such, we, and many investors and analysts, exclude stock-based compensation expense to compare our results of operations with those of other companies.

**Adjusted EBITDA**

We define adjusted EBITDA as net income excluding income tax expense, interest income, interest expense, other income or expense, gain or loss on debt extinguishment, depreciation, amortization, accretion, stock-based compensation expense, restructuring charges, impairment charges, transaction costs, and gain or loss on asset sales as presented below (in thousands):

	Three Months Ended September 30,		Nine Months Ended September 30,	
	2023	2022	2023	2022
Net income	\$ 275,760	\$ 211,739	\$ 741,503	\$ 575,674
Income tax expense	19,985	34,606	112,425	75,985
Interest income	(23,111)	(11,192)	(66,002)	(17,806)
Interest expense	101,385	91,346	298,839	262,137
Other expense	5,972	6,735	9,987	22,522
(Gain) loss on debt extinguishment	360	(75)	106	(184)
Depreciation, amortization, and accretion expense	461,842	431,668	1,381,298	1,300,882
Stock-based compensation expense	98,446	101,830	301,707	296,464
Transaction costs	(775)	2,007	6,543	11,310
(Gain) loss on asset sales	(3,933)	2,252	(5,022)	3,976
Adjusted EBITDA	<u>\$ 935,931</u>	<u>\$ 870,916</u>	<u>\$ 2,781,384</u>	<u>\$ 2,530,960</u>

Our adjusted EBITDA results have increased each year in total dollars due to the increase in our operating results, as discussed in "Results of Operations", as well as the nature of our business model consisting of a recurring revenue stream and a cost structure which has a large base that is fixed in nature, as also discussed in "Overview".

***Funds from Operations ("FFO") and AFFO***

We use FFO and AFFO, which are non-GAAP financial measures commonly used in the REIT industry. FFO is calculated in accordance with the standards established by the National Association of Real Estate Investment Trusts. FFO represents net income (loss), excluding gain (loss) from the disposition of real estate assets, depreciation and amortization on real estate assets and adjustments for unconsolidated joint ventures' and non-controlling interests' share of these items.

In presenting AFFO, we exclude certain items that we believe are not good indicators of our current or future operating performance. AFFO represents FFO excluding depreciation and amortization expense on non-real estate assets, accretion, stock-based compensation, stock-based charitable contributions, restructuring charges, impairment charges, transaction costs, an installation revenue adjustment, a straight-line rent expense adjustment, a contract cost adjustment, amortization of deferred financing costs and debt discounts and premiums, gain (loss) on debt extinguishment, an income tax expense adjustment, recurring capital expenditures, net income (loss) from discontinued operations, net of tax, and adjustments from FFO to AFFO for unconsolidated joint ventures' and non-controlling interests' share of these items. The adjustments for installation revenue, straight-line rent expense and contract costs are intended to isolate the cash activity included within the straight-lined or amortized results in the condensed consolidated statement of operations. We exclude the amortization of deferred financing costs and debt discounts and premiums as these expenses relate to the initial costs incurred in connection with debt financings that have no current or future cash obligations. We exclude gain (loss) on debt extinguishment since it generally represents the write-off of initial costs incurred in connection with debt financings or a cost that is incurred to reduce future interest costs and is not a good indicator of our current or future operating performance. We include an income tax expense adjustment, which represents the non-cash tax impact due to changes in valuation allowances, uncertain tax positions and deferred taxes that do not relate to current period's operations. We deduct recurring capital expenditures, which represent expenditures to extend the useful life of its IBX data centers or other assets that are required to support current revenues. We also exclude net income (loss) from discontinued operations, net of tax, which represents results that may not recur and are not a good indicator of our current future operating performance.

[Table of Contents](#)

Our FFO and AFFO were as follows (in thousands):

	Three Months Ended September 30,		Nine Months Ended September 30,	
	2023	2022	2023	2022
Net income	\$ 275,760	\$ 211,739	\$ 741,503	\$ 575,674
Net (income) loss attributable to non-controlling interests	34	68	107	(92)
Net income attributable to Equinix	275,794	211,807	741,610	575,582
Adjustments:				
Real estate depreciation	284,760	271,920	852,114	830,162
(Gain) loss on disposition of real estate property	(3,480)	2,002	256	6,697
Adjustments for FFO from unconsolidated joint ventures	5,006	2,667	11,492	6,948
FFO attributable to common shareholders	<u>\$ 562,080</u>	<u>\$ 488,396</u>	<u>\$ 1,605,472</u>	<u>\$ 1,419,389</u>
	Three Months Ended September 30,		Nine Months Ended September 30,	
	2023	2022	2023	2022
FFO attributable to common shareholders	\$ 562,080	\$ 488,396	\$ 1,605,472	\$ 1,419,389
Adjustments:				
Installation revenue adjustment	(481)	9,959	3,403	10,770
Straight-line rent expense adjustment	6,323	6,811	18,116	14,678
Contract cost adjustment	(9,835)	(12,678)	(30,252)	(35,508)
Amortization of deferred financing costs and debt discounts	4,684	4,533	13,927	13,273
Stock-based compensation expense	98,446	101,830	301,707	296,464
Stock-based charitable contributions	—	—	2,543	14,039
Non-real estate depreciation expense	125,882	106,400	372,362	315,324
Amortization expense	52,297	51,873	157,199	153,317
Accretion expense adjustment	(1,097)	1,476	(377)	2,080
Recurring capital expenditures	(51,736)	(50,182)	(113,137)	(108,838)
(Gain) loss on debt extinguishment	360	(75)	106	(184)
Transaction costs	(775)	2,007	6,543	11,310
Impairment charges <sup>(1)</sup>	1,518	1,815	1,518	1,815
Income tax benefit adjustment <sup>(1)</sup>	(16,719)	(965)	(13,595)	(50,971)
Adjustments for AFFO from unconsolidated joint ventures	670	836	2,137	(898)
AFFO attributable to common shareholders	<u>\$ 771,617</u>	<u>\$ 712,036</u>	<u>\$ 2,327,672</u>	<u>\$ 2,056,060</u>

<sup>(1)</sup> Impairment charges relate to the impairment of an indemnification asset resulting from the settlement of a pre-acquisition uncertain tax position, which was recorded as Other Income (Expense) on the Condensed Consolidated Statements of Operations. This impairment charge was offset by the recognition of tax benefits in the same amount, which was included within the Income tax expense adjustment line on the table above.

Our AFFO results have improved due to the improved operating results discussed earlier in "Results of Operations," as well as due to the nature of our business model which consists of a recurring revenue stream and a cost structure which has a large base that is fixed in nature as discussed earlier in "Overview."

### **Constant Currency Presentation**

Our revenues and certain operating expenses (cost of revenues, sales and marketing and general and administrative expenses) from our international operations have represented and will continue to represent a significant portion of our total revenues and certain operating expenses. As a result, our revenues and certain operating expenses have been and will continue to be affected by changes in the U.S. dollar against major international currencies. During the three and nine months ended September 30, 2023 as compared to the same period in 2022 the U.S. dollar was weaker relative to the Euro and British Pound, which resulted in a favorable foreign currency impact on revenue, operating income, and an unfavorable foreign currency impact on operating expenses. During the three and nine months ended September 30, 2023 as compared to the same period in 2022 the U.S. dollar was stronger relative to the Australian dollar, Chinese yuan and Japanese yen, which resulted in an unfavorable foreign currency impact on revenue, operating income, and a favorable foreign currency impact on operating expenses. In order to provide a framework for assessing how each of our business segments performed excluding the impact of foreign currency fluctuations, we present period-over-period percentage changes in our revenues and certain operating expenses on a constant currency basis in addition to the historical amounts as reported. Our constant currency presentation excludes the impact of our foreign currency cash flow hedging activities. Presenting constant currency results of operations is a non-GAAP financial measure and is not meant to be considered in isolation or as an alternative to GAAP results of operations. However, we have presented this non-GAAP financial measure to provide investors with an additional tool to evaluate our results of operations. To present this information, our current period revenues and certain operating expenses from entities reporting in currencies other than the U.S. dollar are converted into U.S. dollars at constant exchange rates rather than the actual exchange rates in effect during the respective periods (i.e. average rates in effect for the nine months ended September 30, 2022 are used as exchange rates for the nine months ended September 30, 2023 when comparing the nine months ended September 30, 2023 with the nine months ended September 30, 2022).

### **Liquidity and Capital Resources**

#### **Sources and Uses of Cash**

Customer collections are our primary source of cash. We believe we have a strong customer base, and have continued to experience relatively strong collections. As of September 30, 2023, our principle sources of liquidity were \$2.4 billion of cash and cash equivalents. In addition to our cash balance, we had \$3.9 billion of additional liquidity available to us from our \$4.0 billion revolving facility and general access to both public and private debt and the equity capital markets. We also have additional liquidity available to us from our 2022 ATM Program, under which we may offer and sell from time to time our common stock in "at the market" transactions on either a spot or forward basis. As of September 30, 2023, we had \$1.0 billion available for sale under the 2022 ATM Program, which amount gives effect to approximately \$431.4 million of net proceeds of unsettled forward sale transactions.

We believe we have sufficient cash, coupled with anticipated cash generated from operating activities and external financing sources, to meet our operating requirements, including repayment of the current portion of our debt as it becomes due, distribution of dividends and completion of our publicly announced acquisitions, ordinary costs to operate the business, and expansion projects.

As we continue to grow, we may pursue additional expansion opportunities, primarily the build out of new IBX data centers, in certain of our existing markets which are at or near capacity within the next year, as well as potential acquisitions and joint ventures. If the opportunity to expand is greater than planned we may further increase the level of capital expenditure to support this growth as well as pursue additional business and real estate acquisitions or joint ventures provided that we have or can access sufficient funding to pursue such expansion opportunities. We may elect to access the equity or debt markets from time to time opportunistically, particularly if financing is available on attractive terms. We will continue to evaluate our operating requirements and financial resources in light of future developments.

**Cash Flow**

	Nine Months Ended September 30,		
	2023	2022	Change
	(dollars in thousands)		
Net cash provided by operating activities	\$ 2,217,881	\$ 2,202,993	\$ 14,888
Net cash used in investing activities	(1,943,002)	(2,291,427)	348,425
Net cash provided by financing activities	232,952	1,182,447	(949,495)

**Operating Activities**

Our cash provided by our operations is generated by colocation, interconnection, managed infrastructure and other revenues. Our primary uses of cash from our operating activities include compensation and related costs, interest payments, other general corporate expenditures and taxes. Net cash provided by operating activities increased by \$14.9 million during the nine months ended September 30, 2023 as compared to the nine months ended September 30, 2022, primarily driven by improved results of operations offset by increases in cash paid for costs and operating expenses.

**Investing Activities**

Net cash used in investing activities decreased by \$348.4 million for the nine months ended September 30, 2023 as compared to the nine months ended September 30, 2022, primarily due to:

- \$964.0 million decrease in business acquisitions; and
- \$28.1 million decrease in purchases of investments.

This decrease was partially offset by:

- \$335.2 million increase in capital expenditures;
- \$173.0 million decrease in the proceeds from the sale of assets to our Joint Ventures;
- \$113.4 million increase in real estate acquisitions; and
- \$22.1 million decrease in the proceeds from the sale of investments.

**Financing Activities**

Net cash provided by financing activities decreased by \$949.5 million for the nine months ended September 30, 2023 as compared to the nine months ended September 30, 2022, primarily driven by:

- \$676.8 million decrease in proceeds from mortgage and loans payable;
- \$495.2 million decrease in proceeds from the 2020 and 2022 ATM Programs;
- \$291.7 million decrease in proceeds from senior notes;
- \$107.1 million increase in dividend distributions; and
- \$0.3 million increase in repayments of finance lease liabilities.

This decrease is partially offset by:

- \$580.7 million decrease in the repayment of mortgage and loans payable;
- \$25.0 million increase in proceeds from redeemable non-controlling interest;
- \$10.5 million decrease in debt issuance costs; and
- \$5.4 million increase in proceeds from employee equity programs.

**Material Cash Commitments**

As of September 30, 2023, our principle commitments were primarily comprised of:

- approximately \$13.1 billion of principal from our senior notes (gross of debt issuance cost and debt discount);



## [Table of Contents](#)

- approximately \$3.0 billion of interest on mortgage payable, loans payable, senior notes and term loans, based on their respective interest rates and recognized over the life of these instruments, and the credit facility fee for the revolving credit facility;
- \$646.6 million of principal from our term loans, mortgage and loans payable (gross of debt issuance cost and debt discount);
- approximately \$5.5 billion of total lease payments, which represents lease payments under finance and operating lease arrangements, including renewal options that are reasonably certain to be exercised;
- approximately \$2.1 billion of unaccrued capital expenditure contractual commitments, primarily for IBX equipment not yet delivered and labor not yet provided in connection with the work necessary to complete construction and open IBX data center expansion projects prior to making them available to customers for installation, the majority of which is payable within the next 12 months; and
- approximately \$1.8 billion of other non-capital purchase commitments, such as commitments to purchase power in select locations and other open purchase orders, which contractually bind us for goods, services or arrangements to be delivered or provided during 2024 and beyond, the majority of which is payable within the next two years.

We believe that our sources of liquidity, including our expected future operating cash flows, are sized to adequately meet both the near- and long-term material cash commitments for the foreseeable future. For further information on maturities of lease liabilities and debt instruments, see Notes 9 and 10, respectively, within the Condensed Consolidated Financial Statements.

### **Other Contractual Obligations**

We have additional future equity contributions and commitments to the joint ventures with GIC and PGIM. For additional information, see the "Equity Method Investments" footnote within the Condensed Consolidated Financial Statements.

Additionally, we entered into lease agreements with various landlords primarily for data center spaces and ground leases which have not yet commenced as of September 30, 2023. For additional information, see "Maturities of Lease Liabilities" in Note 9 within the Condensed Consolidated Financial Statements.

### **Critical Accounting Policies and Estimates**

Our condensed consolidated financial statements and accompanying notes are prepared in accordance with U.S. GAAP. The preparation of our financial statements requires management to make estimates and assumptions that affect the reported amounts of assets and liabilities, the disclosure of contingent assets and liabilities at the date of the financial statements and the reported amounts of revenues and expenses during the reporting period. On an ongoing basis, management evaluates the accounting policies, assumptions, estimates and judgments to ensure that our condensed consolidated financial statements are presented fairly and in accordance with U.S. GAAP. Management bases its assumptions, estimates and judgments on historical experience, current trends and various other factors that are believed to be reasonable under the circumstances, the results of which form the basis for making judgments about the carrying values of assets and liabilities that are not readily apparent from other sources. However, because future events and their effects cannot be determined with certainty, actual results may differ from these assumptions and estimates, and such differences could be material. Critical accounting policies for Equinix that affect our more significant judgment and estimates used in the preparation of our condensed consolidated financial statements include accounting for income taxes, accounting for business combinations, accounting for impairment of goodwill, accounting for property, plant and equipment and accounting for leases, which are discussed in more detail under the caption "Critical Accounting Policies and Estimates" in Management's Discussion and Analysis of Financial Condition and Results of Operations, set forth in Part II Item 7, of our Annual Report on Form 10-K for the year ended December 31, 2022.

### **Recent Accounting Pronouncements**

See Note 1 of Notes to Condensed Consolidated Financial Statements in Part I Item 1 of this Quarterly Report on Form 10-Q.

### Item 3. Quantitative and Qualitative Disclosures about Market Risk

#### Market Risk

There have been no significant changes to our exposure management and procedures in relation to our market risk, investment portfolio risk, interest rate risk, foreign currency risk and commodity price risk exposures and procedures during the nine months ended September 30, 2023 as compared to the respective risk exposures and procedures disclosed in Quantitative and Qualitative Disclosures About Market Risk, set forth in Part II Item 7A, of our Annual Report on Form 10-K for the year ended December 31, 2022, other than factors discussed below.

The uncertainty that exists with respect to the economic impact of geopolitical instability and generally adverse economic conditions has introduced significant volatility in the financial markets. See Part II, Item 1A. Risk Factors for additional information regarding potential risks to our business, financial condition and results of operations related to the macro environment.

#### Foreign Currency Risk

To help manage the exposure to foreign currency exchange rate fluctuations, we have implemented a number of hedging programs, in particular (i) a cash flow hedging program to hedge the forecasted revenues and expenses in our EMEA region as well as our debt denominated in foreign-currencies, (ii) a balance sheet hedging program to hedge the re-measurement of monetary assets and liabilities denominated in foreign currencies, and (iii) a net investment hedging program to hedge the long term investments in our foreign subsidiaries. Our hedging programs reduce, but do not entirely eliminate, the impact of currency exchange rate movements and their impact on the condensed consolidated statements of operations.

We have entered into various foreign currency debt obligations. As of September 30, 2023, the total principal amount of foreign currency debt obligations was \$2.7 billion, including \$1.2 billion denominated in Euro, \$609.5 million denominated in British Pound, \$518.7 million denominated in Japanese Yen, \$327.5 million denominated in Swiss Franc, \$27.8 million denominated in Canadian Dollar and \$7.4 million denominated in Nigerian Naira. Fluctuations in the exchange rates between these foreign currencies and the U.S. Dollar will impact the amount of U.S. Dollars that we will require to settle the foreign currency debt obligations at maturity. If the U.S. Dollar would have been weaker or stronger by 10% in comparison to these foreign currencies as of September 30, 2023, we estimate our obligation to cash settle the principal of these foreign currency debt obligations in U.S. Dollars would have increased or decreased by approximately \$294.8 million and \$241.2 million, respectively. As of September 30, 2023, we have designated \$1.5 billion of the total principal amount of foreign currency debt obligations as net investment hedges against our net investments in foreign subsidiaries. For a net investment hedge, changes in the fair value of the hedging instrument designated as a net investment hedge are recorded as a component of other comprehensive income (loss) in the condensed consolidated balance sheets.

We are also party to cross-currency interest rate swaps. As of September 30, 2023, the total notional amount of cross-currency interest rate swap contracts was \$4.3 billion. As of September 30, 2023, we have designated \$3.5 billion of the total notional amount of cross-currency swaps as net investment hedges against our investment in foreign subsidiaries and \$280.3 million as cash flow hedges against a portion of our foreign currency denominated debt. The remaining \$544.8 million of cross-currency interest rate swaps were not designated as hedging instruments, but were used to offset remeasurement gains and losses from foreign currency monetary assets and liabilities. If the U.S. dollar weakened or strengthened by 10% in comparison to foreign currencies, we estimate our obligation to cash settle these hedges would have increased or decreased by approximately \$322.1 million and \$261.1 million, respectively.

The U.S. Dollar strengthened relative to certain of the currencies of the foreign countries in which we operate during the nine months ended September 30, 2023. This has impacted our condensed consolidated financial position and results of operations during this period, including the amount of revenues that we reported. Continued strengthening or weakening of the U.S. Dollar will continue to impact us in future periods.

With the existing cash flow hedges in place, a hypothetical additional 10% strengthening of the U.S. Dollar for the nine months ended September 30, 2023 would have resulted in a reduction of our revenues and a reduction of our operating expenses including depreciation and amortization expense by approximately \$208.5 million and \$190.0 million, respectively.

With the existing cash flow hedges in place, a hypothetical additional 10% weakening of the U.S. Dollar for the nine months ended September 30, 2023 would have resulted in an increase of our revenues and an increase of our operating expenses including depreciation and amortization expense by approximately \$253.2 million and \$236.3 million, respectively.

#### **Interest Rate Risk**

We are exposed to interest rate risk related to our outstanding debt. An immediate increase or decrease in current interest rates from their position as of September 30, 2023 would not have a material impact on our interest expense due to the fixed coupon rate on the majority of our debt obligations. However, the interest expense associated with our senior credit facility and term loans that bear interest at variable rates could be affected. For every 100-basis point increase or decrease in interest rates, our annual interest expense could increase by approximately \$6.1 million or decrease by approximately \$6.1 million based on the total balance of our term loan borrowings as of September 30, 2023.

We periodically enter into interest rate locks to hedge the interest rate exposure created by anticipated fixed rate debt issuances, which are designated as cash flow hedges. When interest rate locks are settled, any accumulated gain or loss included as a component of other comprehensive income (loss) will be amortized to interest expense over the term of the forecasted hedged transaction which is equivalent to the term of the interest rate locks. We also use cross-currency swaps to hedge our interest rate risk in our variable rate debt obligations by changing the benchmark rate for a portion of the variable rate debt obligations from SONIA to SOFR. As of September 30, 2023, the total notional amount of such cross-currency interest rate swaps was \$280.3 million.

#### **Item 4. Controls and Procedures**

(a) **Evaluation of Disclosure Controls and Procedures.** Our management, with the participation of our Chief Executive Officer and our Chief Financial Officer, conducted an evaluation, pursuant to Rule 13a-15 promulgated under the Securities Exchange Act of 1934, as amended (the "Exchange Act"), of the effectiveness of our "disclosure controls and procedures" as of the end of the period covered by this quarterly report. Based on this evaluation, the Chief Executive Officer and Chief Financial Officer concluded that the disclosure controls and procedures were effective as of the end of the period covered by this quarterly report.

(b) **Changes in Internal Control over Financial Reporting.** There were no changes in our internal control over financial reporting identified in connection with the evaluation required by Rules 13a-15(d) and 15d-15(d) of the Exchange Act that occurred during the nine months ended September 30, 2023 that have materially affected, or are reasonably likely to materially affect, our internal control over financial reporting.

(c) **Limitations on the Effectiveness of Controls.** Our management, including our Chief Executive Officer and Chief Financial Officer, believes that our disclosure controls and procedures and internal control over financial reporting are designed and operated to be effective at the reasonable assurance level. However, our management does not expect that our disclosure controls and procedures or our internal control over financial reporting will prevent all errors and all fraud. A control system, no matter how well conceived and operated, can provide only reasonable, not absolute, assurance that the objectives of the control system are met. Further, the design of a control system must reflect the fact that there are resource constraints, and the benefits of controls must be considered relative to their costs. Because of the inherent limitations in all control systems, no evaluation of controls can provide absolute assurance that all control issues and instances of fraud, if any, have been detected. These inherent limitations include the realities that judgments in decision making can be faulty, and that breakdowns can occur because of a simple error or mistake. Additionally, controls can be circumvented by the individual acts of some persons, by collusion of two or more people or by management override of the controls. The design of any system of controls is also based in part upon certain assumptions about the likelihood of future events, and there can be no assurance that any design will succeed in achieving its stated goals under all potential future conditions; over time, controls may become inadequate because of changes in conditions, or the degree of compliance with policies or procedures may deteriorate. Because of the inherent limitations in a cost-effective control system, misstatements due to error or fraud may occur and not be detected.

## PART II - OTHER INFORMATION

---

### Item 1. Legal Proceedings

None.

### Item 1A. Risk Factors

In addition to the other information contained in this report, the following risk factors should be considered carefully in evaluating our business:  
**Risk Factors**

#### **Risks Related to the Macro Environment**

**Inflation in the global economy, increased interest rates, political dissension and adverse global economic conditions, like the ones we are currently experiencing, could negatively affect our business and financial condition.**

Inflation is impacting various aspects of our business. We are also experiencing an increase in our costs to procure power and supply chain issues globally. Rising prices for materials related to our IBX data center construction and our data center offerings, energy and gas prices, as well as rising wages and benefits costs negatively impact our business by increasing our operating costs. Further, disagreement in the U.S. Congress on government spending levels could increase the possibility of a government shutdown, further adversely affecting global economic conditions. The adverse economic conditions we are currently experiencing may cause a decrease in sales as some customers may need to take cost cutting measures or scale back their operations. This could result in churn in our customer base, reductions in revenues from our offerings, adverse effects to our days of sales outstanding in accounts receivable ("DSO"), longer sales cycles, slower adoption of new technologies and increased price competition, which could adversely affect our liquidity. Customers and vendors filing for bankruptcy could also lead to costly and time-intensive actions with adverse effects, including greater difficulty or delay in accounts receivable collection. The uncertain economic environment could also have an impact on our foreign exchange forward contracts if our counterparties' credit deteriorates or if they are otherwise unable to perform their obligations. Further, volatility in the financial markets and rising interest rates like we are currently experiencing could affect our ability to access the capital markets at a time when we desire, or need, to do so which could have an impact on our flexibility to pursue additional expansion opportunities and maintain our desired level of revenue growth in the future.

Our efforts to mitigate the risks associated with these adverse conditions may not be successful and our business and growth could be adversely affected.

**We are currently operating in a period of economic uncertainty and capital markets disruption, which has been the result of many global macro-economic factors including the ongoing military conflict between Russia and Ukraine. These macro-economic and other factors could negatively affect our business and financial condition.**

The war in Ukraine has led to market disruptions, including significant volatility in commodity prices, credit and capital markets, an increase in cyber security incidents as well as supply chain disruptions.

Additionally, various of Russia's actions have led to sanctions and other penalties being levied by the U.S., the European Union, the United Kingdom, and other countries, as well as other public and private actors and companies, against Russia and certain other geographic areas, including agreement to remove certain Russian financial institutions from the Society for Worldwide Interbank Financial Telecommunication payment system and restrictions on imports of Russian oil, liquified natural gas and coal. We do not have operations in Russia or Ukraine and historically we have had a limited number of Russian and Ukrainian customers, which we continue to screen against applicable sanctions lists per our standard processes. Although we continue to devote resources to this screening effort, including the use of software solutions, the sanctions screening process remains partially manual, and the sanctions lists continue to evolve and vary by country. We continue to address necessary changes in global

sanctions laws and modify our processes as necessary in light of these evolving laws. A material failure to comply with global sanctions laws could have a negative effect on our reputation, business and financial condition.

In addition to compliance with applicable sanctions laws, we are currently limiting the ability of Russian customers to place orders for our offerings unless, after reviewing these orders, we believe they are aligned with our stated objectives in support of Ukraine. We do not allow purchases from Russian partners or suppliers and have committed to not make any direct or indirect investment in Russia absent an end to this conflict. In addition, for our customers located in Ukraine, we are currently providing offerings free of charge and may continue to do so in the future.

The associated disruptions in the oil and gas markets have caused, and could continue to cause, significant increases in energy prices, which could have a material effect on our business. Additional potential sanctions and penalties have also been proposed and/or threatened. If Russia further reduces or turns off energy supplies to Europe, our EMEA operations could be adversely affected. Russian military actions and the resulting sanctions could further affect the global economy and financial markets and lead to instability and lack of liquidity in capital markets, potentially making it more difficult for us to obtain additional debt or equity financing on attractive terms in the future.

Prolonged unfavorable economic conditions or uncertainty, including as a result of the military conflict between Russia and Ukraine, may adversely affect our business, financial condition, and results of operations. Any of the foregoing may also magnify the impact of other risks described in this Quarterly Report on Form 10-Q.

**Our business could be harmed by increased costs to procure power, prolonged power outages, shortages or capacity constraints as well as restrictions on access to power.**

Any power outages, shortages, capacity constraints or significant increases in the cost of power may have an adverse effect on our business and our results of operations.

In each of our markets, we rely on third parties, third party infrastructure, governments, and global suppliers to provide a sufficient amount of power to maintain our IBX data centers and meet the needs of our current and future customers. Any limitation on the delivered energy supply could limit our ability to operate our IBX data centers. These limitations could have a negative impact on a given IBX data center(s) or limit our ability to grow our business which could negatively affect our financial performance and results of operations.

Our IBX data centers are affected by problems accessing electricity sources, such as planned or unplanned power outages and limitations on transmission or distribution of power. Unplanned power outages, including, but not limited to those relating to large storms, earthquakes, fires, tsunamis, cyberattacks, physical attacks on utility infrastructure, war, and any failures of electrical power grids more generally, and planned power outages by public utilities, such as Pacific Gas and Electric Company's practice of planned outages in California to minimize fire risks, could harm our customers and our business. Employees working from home could be subjected to power outages at home which could be difficult to track and could affect the day-to-day operations of our non-IBX data center employees. Our international operations are sometimes located outside of developed, reliable electricity markets, where we are exposed to some insecurity in supply associated with technical and regulatory problems, as well as transmission constraints. Some of our IBX data centers are located in leased buildings where, depending upon the lease requirements and number of tenants involved, we may or may not control some or all of the infrastructure including generators and fuel tanks. As a result, in the event of a power outage, we could be dependent upon the landlord, as well as the utility company, to restore the power. We attempt to limit our exposure to system downtime by using backup generators, which are in turn supported by onsite fuel storage and through contracts with fuel suppliers, but these measures may not always prevent downtime or solve for long-term or large-scale outages. Any outage or supply disruption could adversely affect our business, customer experience and revenues.

We are currently experiencing inflation and volatility pressures in the energy market globally. Various macroeconomic factors are contributing to the instability and global power shortage including the Russia and Ukraine war, severe weather events, governmental regulations, government relations and inflation. While we have aimed to minimize our risk, via hedging, conservation, and other efficiencies, we expect the cost for power to continue to be volatile and unpredictable and subject to inflationary pressures. We believe we have made appropriate estimates for these costs in our forecasting, but the current unpredictable energy market could materially affect our financial forecasting, results of operations and financial condition.

Each new facility requires access to significant quantities of electricity. Limitations on generation, transmission and distribution may limit our ability to obtain sufficient power capacity for potential expansion sites in new or existing markets. We may experience significant delays and substantial increased costs demanded by the utilities to provide the level of electrical service required by our current IBX data center designs.

**Risks Related to our Operations**

**We experienced an information technology security breach in the past and may be vulnerable to future security breaches, which could disrupt our operations and have a material adverse effect on our business, results of operation and financial condition.**

Despite our efforts to protect against cyber-attacks, we are not fully insulated from these types of security breaches, and such an attack could adversely impact our competitiveness and results of operations. These threats may result from human error, equipment failure, fraud or malice on the part of employees, vendors or third parties. For example, in September 2020, we discovered ransomware on certain of our internal systems. While the incident was resolved and did not cause a material disruption to our systems nor result in any material costs to us, we expect we will continue to face risks associated with unauthorized access to our computer systems, loss or destruction of data, computer viruses, ransomware, malware, distributed denial-of-service attacks or other malicious activities. In the course of our business we utilize vendors and other partners who are also sources of cyber risks to us. In addition, our adaptation to a hybrid working model, that includes both work from home and in an office, could expose us to new security risks.

We offer professional solutions to our customers where we consult on data center solutions and assist with implementations. We also offer managed services in certain of our foreign jurisdictions outside of the U.S. where we manage the data center infrastructure for our customers. The access to our clients' networks and data, which is gained from these solutions, creates some risk that our clients' networks or data could be improperly accessed. We may also design our clients' cloud storage systems in such a way that exposes our clients to increased risk of data breach. If we were held responsible for any such breach, it could result in a significant loss to us, including damage to our client relationships, harm to our brand and reputation, and legal liability.

As techniques used to breach security change frequently and are generally not recognized until launched against a target, we may not be able to promptly detect that a cyber breach has occurred, or implement security measures in a timely manner or, if and when implemented, we may not be able to determine the extent to which these measures could be circumvented. Recent developments in the cyber threat landscape include use of artificial intelligence and machine learning, as well as an increased number of cyber extortion and ransomware attacks, with higher financial ransom demand amounts and increasing sophistication and variety of ransomware techniques and methodology. Further, any adoption of artificial intelligence by us or by third parties may pose new security challenges. A party who is able to compromise the security measures on our networks or the security of our infrastructure could misappropriate the proprietary or sensitive information of Equinix, our customers, including government customers, or the personal information of our employees, or cause interruptions or malfunctions in our operations or our customers' operations. As we provide assurances to our customers that we provide a high level of security, such a compromise could be particularly harmful to our brand and reputation. We also may be required to expend significant capital and resources to protect against such threats or to alleviate problems caused by cyber breaches in our physical or virtual security systems. Any breaches that may occur in the future could expose us to increased risk of lawsuits, regulatory penalties, loss of existing or potential customers, damage relating to loss of proprietary information, harm to our reputation and increases in our security costs, which could have a material adverse effect on our financial performance and results of operations. The cybersecurity regulatory landscape continues to evolve and compliance with the proposed reporting requirements could further complicate our ability to resolve cyberattacks. We maintain insurance coverage for cyber risks, but such coverage may be unavailable or insufficient to cover our losses.

**Any failure of our physical infrastructure or negative impact on our ability to meet our obligations to our customers, or damage to customer infrastructure within our IBX data centers, could lead to significant costs and disruptions that could reduce our revenue and harm our business reputation and financial condition.**

Our business depends on providing customers with highly reliable solutions. We must safeguard our customers' infrastructure and equipment located in our IBX data centers and ensure our IBX data centers and non-IBX business operations remain operational at all times. We own certain of our IBX data centers, but others are leased

by us, and we rely on the landlord for basic maintenance of our leased IBX data centers and office buildings. If such landlord has not maintained a leased property sufficiently, we may be forced into an early exit from the center which could be disruptive to our business. Furthermore, we continue to acquire IBX data centers not built by us. If we discover that these buildings and their infrastructure assets are not in the condition we expected when they were acquired, we may be required to incur substantial additional costs to repair or upgrade the IBX data centers. Newly acquired data centers also may not have the same power infrastructure and design in place as our own IBX data centers. These legacy designs could require upgrades in order to meet our standards and our customers' expectations. Until the legacy systems are brought up to our standards, customers in these legacy IBX data centers could be exposed to higher risks of unexpected power outages. We have experienced power outages because of these legacy design issues in the past and we could experience these in the future.

Problems at one or more of our IBX data centers or corporate offices, whether or not within our control, could result in service interruptions or significant infrastructure or equipment damage. These could result from numerous factors, including but not limited to:

- human error;
- equipment failure;
- physical, electronic and cyber security breaches;
- fire, earthquake, hurricane, flood, tornado and other natural disasters;
- extreme temperatures;
- water damage;
- fiber cuts;
- power loss;
- terrorist acts;
- sabotage and vandalism;
- global pandemics such as the COVID-19 pandemic;
- inability of our operations employees to access our IBX data centers for any reason; and
- failure of business partners who provide our resale products.

We have service level commitment obligations to certain customers. As a result, service interruptions or significant equipment damage in our IBX data centers could result in difficulty maintaining service level commitments to these customers and potential claims related to such failures. Because our IBX data centers are critical to many of our customers' businesses, service interruptions or significant equipment damage in our IBX data centers could also result in lost profits or other indirect or consequential damages to our customers. We cannot guarantee that a court would enforce any contractual limitations on our liability in the event that one of our customers brings a lawsuit against us as a result of a problem at one of our IBX data centers and we may decide to reach settlements with affected customers irrespective of any such contractual limitations. Any such settlement may result in a reduction of revenue under U.S. generally accepted accounting principles ("GAAP"). In addition, any loss of service, equipment damage or inability to meet our service level commitment obligations could reduce the confidence of our customers and could consequently impair our ability to obtain and retain customers, which would adversely affect both our ability to generate revenues and our results of operations.

Furthermore, we are dependent upon internet service providers, telecommunications carriers and other website operators in the Americas, Asia-Pacific and EMEA regions and elsewhere, some of which have experienced significant system failures and electrical outages in the past. Our customers may in the future experience difficulties due to system failures unrelated to our systems and offerings. If, for any reason, these providers fail to provide the required services, our business, financial condition and results of operations could be materially and adversely impacted.

Our IBX data center employees are critical to our ability to maintain our business operations and reach our service level commitments. Although we have redundancies built into our workforce, if our IBX employees are unable to access our IBX data centers for any reason, we could experience operational issues at the affected site. Pandemics, weather and climate related crises or any other social, political, or economic disruption in the U.S. or abroad could prevent sufficient staffing at our IBX data centers and have a material adverse impact on our operations.

**We are currently making significant investments in our back-office information technology systems and processes. Difficulties from or disruptions to these efforts may interrupt our normal operations and adversely affect our business and results of operations.**

We have been investing heavily in our back-office information technology systems and processes for a number of years and expect such investment to continue for the foreseeable future in support of our pursuit of global, scalable solutions across all geographies and functions that we operate in. These continuing investments include: 1) ongoing improvements to the customer experience from initial quote to customer billing and our revenue recognition process; 2) integration of recently acquired operations onto our various information technology systems; and 3) implementation of new tools and technologies to either further streamline and automate processes, or to support our compliance with evolving U.S. GAAP. Our finance team is also working on a multi-year project to move the backbone of our finance systems to the cloud. As a result of our continued work on these projects, we may experience difficulties with our systems, management distraction and significant business disruptions. For example, difficulties with our systems may interrupt our ability to accept and deliver customer orders and may adversely impact our overall financial operations, including our accounts payable, accounts receivables, general ledger, fixed assets, revenue recognition, close processes, internal financial controls and our ability to otherwise run and track our business. We may need to expend significant attention, time and resources to correct problems or find alternative sources for performing these functions. All of these changes to our financial systems also create an increased risk of deficiencies in our internal controls over financial reporting until such systems are stabilized. Such significant investments in our back-office systems may take longer to complete and cost more than originally planned. In addition, we may not realize the full benefits we hoped to achieve and there is a risk of an impairment charge if we decide that portions of these projects will not ultimately benefit us or are de-scoped. Finally, the collective impact of these changes to our business has placed significant demands on impacted employees across multiple functions, increasing the risk of errors and control deficiencies in our financial statements, distraction from the effective operation of our business and difficulty in attracting and retaining employees. Any such difficulties or disruptions may adversely affect our business and results of operations.

**The level of insurance coverage that we purchase may prove to be inadequate.**

We carry liability, property, business interruption and other insurance policies to cover insurable risks to our company. We select the types of insurance, the limits and the deductibles based on our specific risk profile, the cost of the insurance coverage versus its perceived benefit and general industry standards. Our insurance policies contain industry standard exclusions for events such as war and nuclear reaction. We purchase earthquake insurance for certain of our IBX data centers, but for our IBX data centers in high-risk zones, including those in California and Japan, we have elected to self-insure. The earthquake and flood insurance that we do purchase would be subject to high deductibles. Any of the limits of insurance that we purchase, including those for flood or cyber risks, could prove to be inadequate, which could materially and adversely impact our business, financial condition and results of operations.

**If we are unable to implement our evolving organizational structure, or if we are unable to recruit or retain key executives and qualified personnel, our business could be harmed.**

In connection with the evolving needs of our customers and our business, we continue to review our organizational architecture and have made, and will continue to make, changes as appropriate, including recently announced leadership and organizational changes to our digital and data center solutions teams. We must also continue to identify, hire, train and retain key personnel who maintain relationships with our customers and who can provide the technical, strategic and marketing skills required for our company's growth. There is a shortage of qualified personnel in these fields, and we compete with other companies for the limited pool of talent.

The failure to recruit and retain necessary key executives and personnel could cause disruption, harm our business and hamper our ability to grow our company.

**The failure to obtain favorable terms when we renew our IBX data center leases, or the failure to renew such leases, could harm our business and results of operations.**

While we own certain of our IBX data centers, others are leased under long-term arrangements. These leased IBX data centers have all been subject to significant development by us in order to convert them from, in most cases, vacant buildings or warehouses into IBX data centers. Most of our IBX data center leases have renewal



options available to us. However, many of these renewal options provide for the rent to be set at then-prevailing market rates. To the extent that then-prevailing market rates or negotiated rates are higher than present rates, these higher costs may adversely impact our business and results of operations, or we may decide against renewing the lease. There may also be changes in shared operating costs in connection with our leases, which are commonly referred to as common area maintenance expenses. In the event that an IBX data center lease does not have a renewal option, or we fail to exercise a renewal option in a timely fashion and lose our right to renew the lease, we may not be successful in negotiating a renewal of the lease with the landlord. A failure to renew a lease or termination by a landlord of any lease could force us to exit a building prematurely, which could disrupt our business, harm our customer relationships, impact and harm our joint venture relationships, expose us to liability under our customer contracts or joint venture agreements, cause us to take impairment charges and affect our results of operations negatively.

**We depend on a number of third parties to provide internet connectivity to our IBX data centers; if connectivity is interrupted or terminated, our results of operations and cash flow could be materially and adversely affected.**

The presence of diverse telecommunications carriers' fiber networks in our IBX data centers is critical to our ability to retain and attract new customers. We are not a telecommunications carrier, and as such, we rely on third parties to provide our customers with carrier services. We believe that the availability of carrier capacity will directly affect our ability to achieve our projected results. We rely primarily on revenue opportunities from the telecommunications carriers' customers to encourage them to invest the capital and operating resources required to connect from their data centers to our IBX data centers. Carriers will likely evaluate the revenue opportunity of an IBX data center based on the assumption that the environment will be highly competitive. We cannot provide assurance that each and every carrier will elect to offer its services within our IBX data centers or that once a carrier has decided to provide internet connectivity to our IBX data centers that it will continue to do so for any period of time.

Our new IBX data centers require construction and operation of a sophisticated redundant fiber network. The construction required to connect multiple carrier facilities to our IBX data centers is complex and involves factors outside of our control, including regulatory processes and the availability of construction resources. Any hardware or fiber failures on this network may result in significant loss of connectivity to our new IBX data center expansions. This could affect our ability to attract new customers to these IBX data centers or retain existing customers.

To date, the network neutrality of our IBX data centers and the variety of networks available to our customers has often been a competitive advantage for us. In certain of our markets, the limited number of carriers available reduces that advantage. As a result, we may need to adapt our key revenue-generating offerings and pricing to be competitive in those markets.

If the establishment of highly diverse internet connectivity to our IBX data centers does not occur, is materially delayed or is discontinued, or is subject to failure, our results of operations and financial condition will be adversely affected.

**The use of high-power density equipment may limit our ability to fully utilize our older IBX data centers.**

Server technologies continue to evolve and in some instances these changes can result in customers increasing their use of high-power density equipment in our IBX data centers which can increase the demand for power on a per cabinet basis. Additionally, the workloads related to new and evolving technologies such as artificial intelligence will increase the demand for high density computing power. Because many of our IBX data centers were built a number of years ago, the current demand for power may exceed the designed electrical capacity in these IBX data centers. As power, not space, is a limiting factor in many of our IBX data centers, our ability to fully utilize those IBX data centers may be impacted. The ability to increase the power capacity of an IBX data center, should we decide to, is dependent on several factors including, but not limited to, the local utility's ability to provide additional power; the length of time required to provide such power; and/or whether it is feasible to upgrade the electrical and mechanical infrastructure of an IBX data center to deliver additional power and cooling to customers. Although we are currently designing and building to a higher power specification than that of many of our older IBX data centers, there is a risk that demand could continue to increase and our IBX data centers could become underutilized sooner than expected.

**Our offerings have a long sales cycle that may harm our revenue and results of operations.**

A customer's decision to purchase our offerings typically involves a significant commitment of resources. In addition, some customers will be reluctant to commit to locating in our IBX data centers until they are confident that the IBX data center has adequate carrier connections. As a result, we have a long sales cycle. Furthermore, we may devote significant time and resources to pursuing a particular sale or customer that does not result in revenues.

Instability in the markets and the current macroeconomic environment could also increase delays in our sales cycle. Delays due to the length of our sales cycle may materially and adversely affect our revenues and results of operations, which could harm our ability to meet our forecasts and cause volatility in our stock price.

**Risks Related to our Offerings and Customers**

**We may not be able to compete successfully against current and future competitors.**

The global multi-tenant data center market is highly fragmented. It is estimated that we are one of more than 2,200 companies that provide these offerings around the world. We compete with these firms which vary in terms of their data center offerings and the geographies in which they operate. We must continue to evolve our product strategy and be able to differentiate our IBX data centers and product offerings from those of our competitors.

Some of our competitors may adopt aggressive pricing policies, especially if they are not highly leveraged or have lower return thresholds than we do. As a result, we may suffer from pricing pressure that would adversely affect our ability to generate revenues. Some of these competitors may also provide our target customers with additional benefits, including bundled communication services or cloud services, and may do so in a manner that is more attractive to our potential customers than obtaining space in our IBX data centers. Similarly, with growing acceptance of cloud-based technologies, we are at risk of losing customers that may decide to fully leverage cloud infrastructure offerings instead of managing their own. Competitors could also operate more successfully or form alliances to acquire significant market share. Regional competitors may also consolidate to become a global competitor. Consolidation of our customers and/or our competitors may present a risk to our business model and have a negative impact on our revenues.

Failure to compete successfully may materially adversely affect our financial condition, cash flows and results of operations.

**If we cannot continue to develop, acquire, market and provide new offerings or enhancements to existing offerings that meet customer requirements and differentiate us from our competitors, our results of operations could suffer.**

As our customers evolve their IT strategies, we must remain flexible and evolve along with new technologies and industry and market shifts. Ineffective planning and execution in our cloud, artificial intelligence and product development strategies may cause difficulty in sustaining our competitive advantages.

We are currently making significant investments of resources in expanding our digital services portfolio. The process of developing and acquiring new offerings and enhancing existing offerings is complex. If we fail to anticipate customers' evolving needs and expectations or do not adapt to technological and IT trends, our results of operations could suffer. In order to adapt effectively, we sometimes must make long-term investments, develop, acquire or obtain certain intellectual property and commit significant resources before knowing whether our predictions will accurately reflect customer demand for the new offerings. Additionally, any delay in the development, acquisition, marketing or launch of a new offering could result in customer dissatisfaction or attrition. If we cannot continue adapting our products, or if our competitors can adapt their products more quickly than us, our business could be harmed.

We have invested in joint ventures in order to develop capacity to serve the large footprint needs of a targeted set of hyperscale customers by leveraging existing capacity and dedicated hyperscale builds. We believe these hyperscale customers will also play a large role in the growth of the market for artificial intelligence. We have announced our intention to seek additional joint ventures for certain of our hyperscale builds. There can be no assurances that our joint ventures will be successful or that we find appropriate partners, or that we will be able to successfully meet the needs of these customers through our hyperscale offerings.

In 2020, we acquired Packet Host, Inc. ("Packet"), a bare metal automation company to facilitate a new hardware product offering for us. Hardware solutions are a relatively new market area for us which can bring challenges and could harm our business if not executed in the time or manner that we expect. Hardware solutions can also require additional capital and may have lower margins than our data center offerings, thus adversely impacting our results. We expect to continue to consider other new product offerings for our customers. While we believe this product offering and others we may implement in the future will be desirable to our customers and will complement our other offerings on Platform Equinix, we cannot guarantee the success of this product or any other new product offering.

Failure to successfully execute on our product strategy could materially adversely affect our financial condition, cash flows and results of operations.

**We have government customers, which subjects us to risks including early termination, audits, investigations, sanctions and penalties.**

We derive revenues from contracts with the U.S. government, state and local governments and foreign governments. Some of these customers may terminate all or part of their contracts at any time, without cause. There is increased pressure for governments and their agencies, both domestically and internationally, to reduce spending. Some of our federal government contracts are subject to the approval of appropriations being made by the U.S. Congress to fund the expenditures under these contracts. Similarly, some of our contracts at the state and local levels are subject to government funding authorizations.

Government contracts often have unique terms and conditions, such as most favored customer obligations, and are generally subject to audits and investigations which could result in various civil and criminal penalties and administrative sanctions, including termination of contracts, refund of a portion of fees received, forfeiture of profits, suspension of payments, fines and suspensions or debarment from future government business.

**Because we depend on the development and growth of a balanced customer base, including key magnet customers, failure to attract, grow and retain this base of customers could harm our business and results of operations.**

Our ability to maximize revenues depends on our ability to develop and grow a balanced customer base, consisting of a variety of companies, including enterprises, cloud, digital content and financial companies, and network service providers. We consider certain of these customers to be key magnets in that they draw in other customers. The more balanced the customer base within each IBX data center, the better we will be able to generate significant interconnection revenues, which in turn increases our overall revenues. Our ability to attract customers to our IBX data centers will depend on a variety of factors, including the presence of multiple carriers, the mix of our offerings, the overall mix of customers, the presence of key customers attracting business through vertical market ecosystems, the IBX data center's operating reliability and security and our ability to effectively market our offerings. However, some of our customers may face competitive pressures and may ultimately not be successful or may be consolidated through merger or acquisition. If these customers do not continue to use our IBX data centers it may be disruptive to our business. If customers combine businesses, they may require less colocation space, which could lead to churn in our customer base. Finally, any uncertain global economic climate, including the one we are currently experiencing, could harm our ability to attract and retain customers if customers slow spending, or delay decision-making on our offerings, or if customers begin to have difficulty paying us or seek bankruptcy protection and we experience increased churn in our customer base. Any of these factors may hinder the development, growth and retention of a balanced customer base and adversely affect our business, financial condition and results of operations.

**Risks Related to our Financial Results**

**Our results of operations may fluctuate.**

We have experienced fluctuations in our results of operations on a quarterly and annual basis. The fluctuations in our results of operations may cause the market price of our common stock to be volatile. We may experience

significant fluctuations in our results of operations in the foreseeable future due to a variety of factors, many of which are listed in this Risk Factors section. Additional factors could include, but are not limited to:

- the timing and magnitude of depreciation and interest expense or other expenses related to the acquisition, purchase or construction of additional IBX data centers or the upgrade of existing IBX data centers;
- demand for space, power and solutions at our IBX data centers;
- the availability of power and the associated cost of procuring the power;
- changes in general economic conditions, such as those stemming from pandemics or other economic downturns, or specific market conditions in the telecommunications and internet industries, any of which could have a material impact on us or on our customer base;
- additions and changes in product offerings and our ability to ramp up and integrate new products within the time period we have forecasted;
- restructuring charges or reversals of restructuring charges, which may be necessary due to revised sublease assumptions, changes in strategy or otherwise;
- the financial condition and credit risk of our customers;
- the provision of customer discounts and credits;
- the mix of current and proposed products and offerings and the gross margins associated with our products and offerings;
- increasing repair and maintenance expenses in connection with aging IBX data centers;
- lack of available capacity in our existing IBX data centers to generate new revenue or delays in opening new or acquired IBX data centers that delay our ability to generate new revenue in markets which have otherwise reached capacity;
- changes in employee stock-based compensation;
- changes in our tax planning strategies or failure to realize anticipated benefits from such strategies;
- changes in income tax benefit or expense; and
- changes in or new GAAP as periodically released by the Financial Accounting Standards Board ("FASB").

Any of the foregoing factors, or other factors discussed elsewhere in this report, could have a material adverse effect on our business, results of operations and financial condition. Although we have experienced growth in revenues in recent quarters, this growth rate is not necessarily indicative of future results of operations. It is possible that we may not be able to generate net income on a quarterly or annual basis in the future. In addition, a relatively large portion of our expenses are fixed in the short-term, particularly with respect to lease and personnel expenses, depreciation and amortization and interest expenses. Therefore, our results of operations are particularly sensitive to fluctuations in revenues. As such, comparisons to prior reporting periods should not be relied upon as indications of our future performance. In addition, our results of operations in one or more future quarters may fail to meet the expectations of securities analysts or investors.

**We may incur goodwill and other intangible asset impairment charges, or impairment charges to our property, plant and equipment, which could result in a significant reduction to our earnings.**

In accordance with U.S. GAAP, we are required to assess our goodwill and other intangible assets annually, or more frequently whenever events or changes in circumstances indicate potential impairment, such as changing market conditions or any changes in key assumptions. If the testing performed indicates that an asset may not be recoverable, we are required to record a non-cash impairment charge for the difference between the carrying value of the goodwill or other intangible assets and the implied fair value of the goodwill or other intangible assets in the period the determination is made.

We also periodically monitor the remaining net book values of our property, plant and equipment, including at the individual IBX data center level. Although each individual IBX data center is currently performing in accordance with our expectations, the possibility that one or more IBX data centers could begin to under-perform relative to our expectations is possible and may also result in non-cash impairment charges.

These charges could be significant, which could have a material adverse effect on our business, results of operations or financial condition.

**We have incurred substantial losses in the past and may incur additional losses in the future.**

As of September 30, 2023, our retained earnings were \$3.7 billion. We are currently investing heavily in our future growth through the build out of multiple additional IBX data centers, expansions of IBX data centers and acquisitions of complementary businesses. As a result, we will incur higher depreciation and other operating expenses, as well as transaction costs and interest expense, that may negatively impact our ability to sustain profitability in future periods unless and until these new IBX data centers generate enough revenue to exceed their operating costs and cover the additional overhead needed to scale our business for this anticipated growth. The current global financial uncertainty may also impact our ability to sustain profitability if we cannot generate sufficient revenue to offset the increased costs of our recently opened IBX data centers or IBX data centers currently under construction. In addition, costs associated with the acquisition and integration of any acquired companies, as well as the additional interest expense associated with debt financing, we have undertaken to fund our growth initiatives, may also negatively impact our ability to sustain profitability. Finally, given the competitive and evolving nature of the industry in which we operate, we may not be able to sustain or increase profitability on a quarterly or annual basis.

**Risks Related to Our Expansion Plans**

**Our construction of new IBX data centers or IBX data center expansions could involve significant risks to our business.**

In order to sustain our growth in certain of our existing and new markets, we may have to expand an existing data center, lease a new facility or acquire suitable land, with or without structures, to build new IBX data centers from the ground up. Expansions or new builds are currently underway, or being contemplated, in many of our markets. These construction projects expose us to many risks which could have an adverse effect on our results of operations and financial condition. The current global supply chain and inflation issues have exacerbated many of these construction risks and created additional risks for our business. Some of the risks associated with construction projects include:

- construction delays;
- lack of availability and delays for data center equipment, including items such as generators and switchgear;
- unexpected budget changes;
- increased prices for and delays in obtaining building supplies, raw materials and data center equipment;
- labor availability, labor disputes and work stoppages with contractors, subcontractors and other third parties;
- unanticipated environmental issues and geological problems;
- delays related to permitting and approvals to open from public agencies and utility companies;
- unexpected lack of power access;
- power and power grid constraints;
- delays in site readiness leading to our failure to meet commitments made to customers planning to expand into a new build; and
- unanticipated customer requirements that would necessitate alternative data center design, making our sites less desirable or leading to increased costs in order to make necessary modifications or retrofits.

We are currently experiencing rising construction costs which reflect the increase in cost of labor and raw materials, supply chain and logistic challenges, and high demand in our sector. While we have invested in creating a reserve of materials to mitigate supply chain issues and inflation, it may not be sufficient and ongoing delays, difficulty finding replacement products and continued high inflation could affect our business and growth and could have a material effect on our business. Additional or unexpected disruptions to our supply chain or inflationary pressures could significantly affect the cost of our planned expansion projects and interfere with our ability to meet commitments to customers who have contracted for space in new IBX data centers under construction.

Construction projects are dependent on permitting from public agencies and utility companies. Any delay in permitting could affect our growth. We are currently experiencing permitting delays in most metros due to reduced production from labor availability. While we don't currently anticipate any material long-term negative impact to our business because of these construction delays, these types of delays and stoppages related to permitting from public agencies and utility companies could worsen and have an adverse effect on our bookings, revenue or growth.

Additionally, all construction related projects require us to carefully select and rely on the experience of one or more designers, general contractors, and associated subcontractors during the design and construction process. Should a designer, general contractor, significant subcontractor or key supplier experience financial problems or other problems during the design or construction process, we could experience significant delays, increased costs to complete the project and/or other negative impacts to our expected returns.

Site selection is also a critical factor in our expansion plans. There may not be suitable properties available in our markets with the necessary combination of high-power capacity and fiber connectivity, or selection may be limited. We expect that we will continue to experience limited availability of power and grid constraints in many markets as well as shortages of associated equipment because of the current high demands and finite nature of these resources. These shortages could result in site selection challenges, construction delays or increased costs. Thus, while we may prefer to locate new IBX data centers adjacent to our existing locations, it may not always be possible. In the event we decide to build new IBX data centers separate from our existing IBX data centers, we may provide metro connect solutions to connect these two IBX data centers. Should these solutions not provide the necessary reliability to sustain connection, or if they do not meet the needs of our customers, this could result in lower interconnection revenue and lower margins and could have a negative impact on customer retention over time.

**Acquisitions present many risks, and we may not realize the financial or strategic goals that were contemplated at the time of any transaction.**

Over the last several years, we have completed numerous acquisitions, including most recently that of five data centers in Peru and Chile from Entel in 2022, MainOne in West Africa in 2022, and GPX Global Systems, Inc.'s India operations in 2021. We expect to make additional acquisitions in the future, which may include (i) acquisitions of businesses, products, solutions or technologies that we believe to be complementary, (ii) acquisitions of new IBX data centers or real estate for development of new IBX data centers; (iii) acquisitions through investments in local data center operators; or (iv) acquisitions in new markets with higher risk profiles. We may pay for future acquisitions by using our existing cash resources (which may limit other potential uses of our cash), incurring additional debt (which may increase our interest expense, leverage and debt service requirements) and/or issuing shares (which may dilute our existing stockholders and have a negative effect on our earnings per share). Acquisitions expose us to potential risks, including:

- the possible disruption of our ongoing business and diversion of management's attention by acquisition, transition and integration activities, particularly when multiple acquisitions and integrations are occurring at the same time or when we are entering an emerging market with a higher risk profile;
- our potential inability to successfully pursue or realize some or all of the anticipated revenue opportunities associated with an acquisition or investment;
- the possibility that we may not be able to successfully integrate acquired businesses, or businesses in which we invest, or achieve anticipated operating efficiencies or cost savings;
- the possibility that announced acquisitions may not be completed, due to failure to satisfy the conditions to closing as a result of:
  - an injunction, law or order that makes unlawful the consummation of the acquisition;
  - inaccuracy or breach of the representations and warranties of, or the non-compliance with covenants by, either party;
  - the nonreceipt of closing documents; or
  - for other reasons;
- the possibility that there could be a delay in the completion of an acquisition, which could, among other things, result in additional transaction costs, loss of revenue or other adverse effects resulting from such uncertainty;
- the possibility that our projections about the success of an acquisition could be inaccurate and any such inaccuracies could have a material adverse effect on our financial projections;
- the dilution of our existing stockholders as a result of our issuing stock as consideration in a transaction or selling stock in order to fund the transaction;

- the possibility of customer dissatisfaction if we are unable to achieve levels of quality and stability on par with past practices;
- the possibility that we will be unable to retain relationships with key customers, landlords and/or suppliers of the acquired businesses, some of which may terminate their contracts with the acquired business as a result of the acquisition or which may attempt to negotiate changes in their current or future business relationships with us;
- the possibility that we could lose key employees from the acquired businesses;
- the possibility that we may be unable to integrate certain IT systems that do not meet Equinix's standard requirements with respect to security, privacy or any other standard;
- the potential deterioration in our ability to access credit markets due to increased leverage;
- the possibility that our customers may not accept either the existing equipment infrastructure or the "look-and-feel" of a new or different IBX data center;
- the possibility that additional capital expenditures may be required or that transaction expenses associated with acquisitions may be higher than anticipated;
- the possibility that required financing to fund an acquisition may not be available on acceptable terms or at all;
- the possibility that we may be unable to obtain required approvals from governmental authorities under antitrust and competition laws on a timely basis or at all, which could, among other things, delay or prevent us from completing an acquisition, limit our ability to realize the expected financial or strategic benefits of an acquisition or have other adverse effects on our current business and operations;
- the possible loss or reduction in value of acquired businesses;
- the possibility that future acquisitions may present new complexities in deal structure, related complex accounting and coordination with new partners, particularly in light of our desire to maintain our qualification for taxation as a REIT;
- the possibility that we may not be able to prepare and issue our financial statements and other public filings in a timely and accurate manner, and/or maintain an effective control environment, due to the strain on the finance organization when multiple acquisitions and integrations are occurring at the same time;
- the possibility that future acquisitions may trigger property tax reassessments resulting in a substantial increase to our property taxes beyond that which we anticipated;
- the possibility that future acquisitions may be in geographies and regulatory environments to which we are unaccustomed and we may become subject to complex requirements and risks with which we have limited experience;
- the possibility that future acquisitions may appear less attractive due to fluctuations in foreign currency rates;
- the possibility that carriers may find it cost-prohibitive or impractical to bring fiber and networks into a new IBX data center;
- the possibility of litigation or other claims in connection with, or as a result of, an acquisition, or inherited from the acquired company, including claims from terminated employees, customers, former stockholders or other third parties;
- the possibility that asset divestments may be required in order to obtain regulatory clearance for a transaction;
- the possibility of pre-existing undisclosed liabilities, including, but not limited to, lease or landlord related liability, tax liability, environmental liability or asbestos liability, for which insurance coverage may be insufficient or unavailable, or other issues not discovered in the diligence process;
- the possibility that we receive limited or incorrect information about the acquired business in the diligence process; and
- the possibility that we do not have full visibility into customer agreements and customer termination rights during the diligence process which could expose us to additional liabilities after completing the acquisition.

The occurrence of any of these risks could have a material adverse effect on our business, results of operations, financial condition or cash flows. If an acquisition does not proceed or is materially delayed for any reason, the price of our common stock may be adversely impacted, and we will not recognize the anticipated benefits of the acquisition.

We cannot assure that the price of any future acquisitions of IBX data centers or businesses will be similar to prior IBX data center acquisitions and businesses. In fact, we expect costs required to build or render new IBX data centers operational to increase in the future. If our revenue does not keep pace with these potential acquisition and expansion costs, we may not be able to maintain our current or expected margins as we absorb these additional expenses. There is no assurance we would successfully overcome these risks, or any other problems encountered with these acquisitions.

**The anticipated benefits of our joint ventures may not be fully realized, or take longer to realize than expected.**

We have entered into joint ventures to develop and operate data centers (the "Joint Ventures"). Certain sites that are intended to be utilized in Joint Ventures require investment for development. The success of these Joint Ventures will depend, in part, on the successful development of the data center sites, and we may not realize all of the anticipated benefits. Such development may be more difficult, time-consuming or costly than expected and could result in increased costs, decreases in the amount of expected revenues and diversion of management's time and energy, which could materially impact our business, financial condition and results of operations. Additionally, if it is determined these sites are no longer desirable for the Joint Ventures, we would need to adapt such sites for other purposes.

We may not realize all of the anticipated benefits from our Joint Ventures. The success of these Joint Ventures will depend, in part, on the successful partnership between Equinix and our Joint Venture partners. Such a partnership is subject to risks as outlined below in our risk factor related to Joint Ventures, and more generally, to the same types of business risks as would impact our IBX data center business. A failure to successfully partner, or a failure to realize our expectations for the Joint Ventures, including any contemplated exit strategy from a Joint Venture, could materially impact our business, financial condition and results of operations. These Joint Ventures could also be negatively impacted by inflation, supply chain issues, an inability to obtain financing on favorable terms or at all, an inability to fill the xScale sites with customers as planned, and development and construction delays, including those we are currently experiencing in many markets globally.

**Joint venture investments could expose us to risks and liabilities in connection with the formation of the new joint ventures, the operation of such joint ventures without sole decision-making authority, and our reliance on joint venture partners who may have economic and business interests that are inconsistent with our business interests.**

In addition to our current and proposed Joint Ventures, we may co-invest with other third parties through partnerships, joint ventures or other entities in the future. These joint ventures could result in our acquisition of non-controlling interests in, or shared responsibility for, managing the affairs of a property or portfolio of properties, partnership, joint venture or other entity. We may be subject to additional risks, including:

- we may not have the right to exercise sole decision-making authority regarding the properties, partnership, joint venture or other entity;
- if our partners become bankrupt or fail to fund their share of required capital contributions, we may choose to or be required to contribute such capital;
- our partners may have economic, tax or other business interests or goals which are inconsistent with our business interests or goals, and may be in a position to take actions contrary to our policies or objectives;
- our joint venture partners may take actions that are not within our control, which could require us to dispose of the joint venture asset, transfer it to a taxable REIT subsidiary ("TRS") in order to maintain our qualification for taxation as a REIT, or purchase the partner's interests or assets at an above-market price;
- our joint venture partners may take actions unrelated to our business agreement but which reflect poorly on us because of our joint venture relationship;



- disputes between us and our partners may result in litigation or arbitration that would increase our expenses and prevent our management from focusing their time and effort on our day-to-day business;
- we may in certain circumstances be liable for the actions of our third-party partners or guarantee all or a portion of the joint venture's liabilities, which may require us to pay an amount greater than its investment in the joint venture; and
- a joint venture partner's decision to exit the joint venture may not be at an opportune time for us or in our business interests.

Each of these factors may result in returns on these investments being less than we expect or in losses, and our financial and results of operations may be adversely affected.

**If we cannot effectively manage our international operations, and successfully implement our international expansion plans, or comply with evolving laws and regulations, our revenues may not increase, and our business and results of operations would be impacted.**

For the years ended December 31, 2022, 2021 and 2020, we recognized approximately 61%, 61% and 59%, respectively, of our revenues outside the U.S. We currently operate outside of the U.S. in Canada, Mexico, South America, the Asia-Pacific region and, the EMEA region.

In addition, we are currently undergoing expansions or evaluating expansion opportunities outside of the U.S. Undertaking and managing expansions in foreign jurisdictions may present unanticipated challenges to us.

Our international operations are generally subject to a number of additional risks, including:

- the costs of customizing IBX data centers for foreign countries;
- protectionist laws and business practices favoring local competition;
- greater difficulty or delay in accounts receivable collection;
- difficulties in staffing and managing foreign operations, including negotiating with foreign labor unions or workers' councils;
- difficulties in managing across cultures and in foreign languages;
- political and economic instability;
- fluctuations in currency exchange rates;
- difficulties in repatriating funds from certain countries;
- our ability to obtain, transfer or maintain licenses required by governmental entities with respect to our business;
- unexpected changes in regulatory, tax and political environments;
- trade wars;
- changes in the government and public administration in emerging markets, such as Malaysia and Indonesia, that may impact the stability of foreign investment policies;
- our ability to secure and maintain the necessary physical and telecommunications infrastructure;
- compliance with anti-bribery and corruption laws;
- compliance with economic and trade sanctions enforced by the Office of Foreign Assets Control of the U.S. Department of Treasury and other enforcement agencies in other jurisdictions around the world including those related to the Russian and Ukrainian war;
- compliance with changing laws, policies and requirements related to sustainability;
- increasing scrutiny on the operational resilience of data centers, especially in countries where data centers are designated as critical national infrastructure and/or essential ICT service providers;
- compliance with evolving cybersecurity laws including reporting requirements; and
- compliance with evolving governmental regulation.

Geopolitical events, such as the United Kingdom's withdrawal from the European Union ("Brexit"), the Hong Kong national security law, the trade war between the U.S. and China, the war between Russia and Ukraine and, most recently, the severe escalation of the ongoing conflict in the Middle East, may increase the likelihood of the listed risks to occur and could have a negative effect on our business domestically or internationally. While some time has passed since some of these events first occurred, it remains unpredictable how these events will continue to develop and impact the market. In the case of the Middle East conflict, the current situation is extremely volatile. It is possible that such events will continue to adversely impact the level of economic activity globally and that we will face increased regulatory and legal complexities in the regions affected thus impacting our business and employees and our financial condition and results of operations.

In addition, many countries and states have increasingly taken a more proactive approach on sustainability through the adoption of regulations that oblige corporations to make disclosures on its corporate sustainability efforts through mandatory ESG reporting and to decarbonize its operations and supply chain. It is possible that compliance with the sustainability-related regulations and directives will require us to re-evaluate and make changes to our current operations and our supply chain and thus increase our cost of doing business in the relevant affected regions or countries. We may incur incremental costs to enhance our internal systems to collect the data needed to meet these regulatory requirements including attestation standards.

Digitalization has been accelerated in many countries as a direct consequence of the pandemic and regulators are increasingly aware and recognizing the importance of data centers in ensuring the availability, resiliency, security and stability of digitalized critical services such as national security, healthcare and the financial and banking services. Regulations such as the US Cyber Incident Reporting for Critical Infrastructure Act of 2022 ("CIRCA 2022"), the SEC Cybersecurity Disclosure Rule, the EU Network and Information Security Directive No.2 ("NIS2"), the EU Digital Operational Resilience Act, and Australia's Security of Critical Infrastructure Act 2018 make it mandatory for Equinix to comply with more stringent requirements related to cybersecurity, controls on data storage and cross border data transfer and operational resilience, more so, in countries where our entities and/or IBXs are designated as a critical information or critical national infrastructure. Regulatory compliance may lead to additional costs and impact returns on investments in the relevant jurisdictions.

With respect to the current trade war between the U.S. and China, we have several customers in China named in restrictive executive orders by the previous U.S. administration that are currently covered by a freeze issued by the current U.S. administration or currently enjoined from enforcement subject to pending litigation. If Equinix is required to cease business with these companies, or additional companies in the future, our revenues could be adversely affected.

Violations of any of applicable domestic or international laws and regulations could result in fines, criminal sanctions against us, our officers or our employees, and prohibitions on the conduct of our business. Any such violations could include prohibitions on our ability to provide our offerings in one or more countries, could delay or prevent potential acquisitions, and could also materially damage our reputation, our brand, our international expansion efforts, our ability to attract and retain employees, our business and results of operations. Our success depends, in part, on our ability to anticipate and address these risks and manage these difficulties.

**We continue to invest in our expansion efforts but may not have sufficient customer demand in the future to realize expected returns on these investments.**

We are considering the acquisition or lease of additional properties and the construction of new IBX data centers beyond those expansion projects already announced. We will be required to commit substantial operational and financial resources to these IBX data centers, generally 12 to 18 months in advance of securing customer contracts, and we may not have sufficient customer demand in those markets to support these IBX data centers once they are built. In addition, unanticipated technological changes could affect customer requirements for data centers, and we may not have built such requirements into our new IBX data centers. Either of these contingencies, if they were to occur, could make it difficult for us to realize expected or reasonable returns on these investments.

#### **Risks Related to Our Capital Needs and Capital Strategy**

**Our substantial debt could adversely affect our cash flows and limit our flexibility to raise additional capital.**

We have a significant amount of debt and may need to incur additional debt to support our growth. Additional debt may also be incurred to fund future acquisitions, any future special distributions, regular distributions or the

other cash outlays associated with maintaining our qualification for taxation as a REIT. As of September 30, 2023, our total indebtedness (gross of debt issuance cost and debt discount) was approximately \$16.0 billion, our stockholders' equity was \$11.9 billion and our cash and cash equivalents totaled \$2.4 billion. In addition, as of September 30, 2023, we had approximately \$3.9 billion of additional liquidity available to us from our \$4.0 billion revolving credit facility. In addition to our substantial debt, we lease many of our IBX data centers and certain equipment under lease agreements, some of which are accounted for as operating leases. As of September 30, 2023, we recorded operating lease liabilities of \$1.5 billion, which represents our obligation to make lease payments under those lease arrangements.

Our substantial amount of debt and related covenants, and our off-balance sheet commitments, could have important consequences. For example, they could:

- require us to dedicate a substantial portion of our cash flow from operations to make interest and principal payments on our debt and in respect of other off-balance sheet arrangements, reducing the availability of our cash flow to fund future capital expenditures, working capital, execution of our expansion strategy and other general corporate requirements;
- increase the likelihood of negative outlook from our credit rating agencies, or of a downgrade to our current rating;
- make it more difficult for us to satisfy our obligations under our various debt instruments;
- increase our cost of borrowing and even limit our ability to access additional debt to fund future growth;
- increase our vulnerability to general adverse economic and industry conditions and adverse changes in governmental regulations;
- limit our flexibility in planning for, or reacting to, changes in our business and industry, which may place us at a competitive disadvantage compared with our competitors;
- limit our operating flexibility through covenants with which we must comply;
- limit our ability to borrow additional funds, even when necessary to maintain adequate liquidity, which would also limit our ability to further expand our business; and
- make us more vulnerable to increases in interest rates because of the variable interest rates on some of our borrowings to the extent we have not entirely hedged such variable rate debt.

The occurrence of any of the foregoing factors could have a material adverse effect on our business, results of operations and financial condition.

We may also need to refinance a portion of our outstanding debt as it matures. There is a risk that we may not be able to refinance existing debt or that the terms of any refinancing may not be as favorable as the terms of our existing debt. Furthermore, if prevailing interest rates or other factors at the time of refinancing result in higher interest rates upon refinancing, then the interest expense relating to that refinanced indebtedness would increase. These risks could materially adversely affect our financial condition, cash flows and results of operations.

**Sales or issuances of shares of our common stock may adversely affect the market price of our common stock.**

Future sales or issuances of common stock or other equity related securities may adversely affect the market price of our common stock, including any shares of our common stock issued to finance capital expenditures, finance acquisitions or repay debt. In November 2022, we established an "at the market" equity offering program (the "2022 ATM Program") in the amount of \$1.5 billion under which we may, from time to time, issue and sell shares of our common stock to or through sales agents up to established limits. As of September 30, 2023, we had approximately \$1.0 billion available for sale under the 2022 ATM Program. We have refreshed our ATM program in the past and expect to refresh our ATM program periodically, which could lead to additional dilution for our stockholders in the future. We may also seek authorization to sell additional shares of common stock through other means which could lead to additional dilution for our stockholders. Please see Note 12 within the Condensed

Consolidated Financial Statements of this Quarterly Report on Form 10-Q for sales of our common stock under our ATM programs.

**If we are not able to generate sufficient operating cash flows or obtain external financing, our ability to fund incremental expansion plans may be limited.**

Our capital expenditures, together with ongoing operating expenses, obligations to service our debt and the cash outlays associated with our REIT distribution requirements, are, and will continue to be, a substantial burden on our cash flow and may decrease our cash balances. Additional debt or equity financing may not be available when needed or, if available, may not be available on satisfactory terms. Our inability to obtain additional debt and/or equity financing or to generate sufficient cash from operations may require us to prioritize projects or curtail capital expenditures which could adversely affect our results of operations.

**Our derivative transactions expose us to counterparty credit risk.**

Our derivative transactions expose us to risk of financial loss if a counterparty fails to perform under a derivative contract. Disruptions in the financial markets could lead to sudden decreases in a counterparty's liquidity, which could make them unable to perform under the terms of their derivative contract and we may not be able to realize the benefit of the derivative contract.

#### **Risks Related to Environmental Laws and Climate Change Impacts**

**Environmental regulations may impose upon us new or unexpected costs.**

We are subject to various federal, state and local environmental and health and safety laws and regulations in the United States and at our non-U.S. locations, including those relating to the generation, storage, handling and disposal of hazardous substances and wastes. Certain of these laws and regulations also impose joint and several liability, without regard to fault, for investigation and cleanup costs on current and former owners and operators of real property and persons who have disposed of or released hazardous substances into the environment. Our operations involve the use of hazardous substances and materials such as petroleum fuel for emergency generators, as well as batteries, cleaning solutions and other materials. At some of our locations, hazardous substances or regulated materials are known to be present in soil or groundwater, and there may be additional unknown hazardous substances or regulated materials present at sites we own, operate or lease. At some of our locations, there are land use restrictions in place relating to earlier environmental cleanups that do not materially limit our use of the sites. To the extent any hazardous substances or any other substance or material must be cleaned up or removed from our property, we may be responsible under applicable laws, permits or leases for the removal or cleanup of such substances or materials, the cost of which could be substantial.

We purchase significant amounts of electricity from generating facilities and utility companies that are subject to environmental laws, regulations and permit requirements. These environmental requirements are subject to material change, which could result in increases in our electricity suppliers' compliance costs that may be passed through to us. Regulations promulgated by the U.S. EPA or state agencies, or by regulators in other countries, could limit air emissions from fossil fuel-fired power plants, restrict discharges of cooling water, and otherwise impose new operational restraints on power plants that could increase costs of electricity. Regulatory programs intended to promote increased generation of electricity from renewable sources may also increase our costs of procuring electricity. In addition, we are directly subject to environmental, health and safety laws regulating air emissions, storm water management and other issues arising in our business. For example, our emergency generators are subject to state and federal regulations governing air pollutants, which could limit the operation of those generators or require the installation of new pollution control technologies. While environmental regulations do not normally impose material costs upon our operations, unexpected events, equipment malfunctions, human error and changes in law or regulations, among other factors, can lead to additional capital requirements, limitations upon our operations and unexpected increased costs.

Regulation of greenhouse gas ("GHG") emissions could increase our costs of doing business, for example by increasing the cost of electricity by reducing amounts of electricity generated from fossil fuels, by requiring the use of more expensive generating methods, by requiring capture, management or reduction of GHG emissions, or by imposing taxes or fees upon electricity or GHG emissions. In recent years, there has been interest in the U.S. and in countries where we operate abroad in regulating GHG emissions and otherwise addressing risks related to climate

change. For example, in the U.S., new regulations and legislation have been proposed or enacted during the Biden Administration that limit or otherwise seeks to discourage carbon dioxide emissions and the use of fossil fuels. Such regulations and legislation have included or may in the future include measures ranging from direct regulation of GHG emissions to "carbon taxes," and tax incentives to promote the development and use of renewable energy and otherwise lower GHG emissions. Other countries in which we operate may also impose requirements and restrictions on GHG emissions.

In the U.S., state regulations also have the potential to increase our costs of obtaining electricity. Certain U.S. states in which we operate have issued or are considering and may enact environmental regulations that could materially affect our facilities and electricity costs. For example, California has limited GHG emissions from new and existing conventional power plants by imposing regulatory caps and by auctioning the rights to emission allowances. Multiple other states have issued regulations (or are considering regulations) to implement carbon cap and trade programs, carbon pricing programs and other mechanisms designed to limit GHG emissions.

To date, regulations aimed at reducing GHG emissions have not had a material adverse effect on our electricity costs, but potential new regulatory requirements and the market-driven nature of some of the programs could have a material adverse effect on electricity costs in the future. U.S. and global environmental regulations are expected to continue to change and evolve and may impose upon us new or unexpected costs. Concern about climate change and sustainability in various jurisdictions may result in more stringent laws and regulatory requirements regarding emissions of carbon dioxide or other GHGs. Restrictions on carbon dioxide or other GHG emissions could result in significant increases in operating or capital costs, including higher energy costs generally, and increased costs from carbon taxes, emission cap and trade programs and renewable portfolio standards that are imposed upon our electricity suppliers. These higher energy costs, and the cost of complying across our global platform or of failing to comply with these and any other climate change regulations, may have an adverse effect on our business and our results of operations. The course of future legislation and regulation in the U.S. and abroad remains difficult to predict and the potential increased costs associated with national or supra-national GHG regulation and other government policies cannot be estimated at this time.

**Our business may be adversely affected by physical risks related to climate change and responses to it.**

Severe weather events, such as droughts, wildfires, flooding, heat waves, hurricanes, typhoons and winter storms, pose a threat to our IBX data centers and our customers' IT infrastructure through physical damage to facilities or equipment, power supply disruption, and long-term effects on the cost of electricity. The frequency and intensity of severe weather events are reportedly increasing as part of broader climate changes. Changes in global weather patterns may also pose long-term risks of physical impacts to our business.

We maintain disaster recovery and business continuity plans that would be implemented in the event of severe weather events that interrupt our business or affect our customers' IT infrastructure housed in our IBX data centers. While these plans are designed to allow us to recover from natural disasters or other events that can interrupt our business, we cannot be certain that our plans will work as intended, to mitigate the impacts of such disasters or events. Failure to prevent impact to customers from such events could adversely affect our business.

**We may fail to achieve our Environmental, Social and Governance ("ESG") and sustainability goals, or may encounter objections to them, either of which may adversely affect public perception of our business and affect our relationship with our customers, our stockholders and/or other stakeholders.**

We have prioritized sustainability and ESG objectives, including long term goals of procuring 100% clean and renewable energy coverage and reducing our GHG emissions from our operations and supply chain. We also face pressure from our customers, stockholders and other stakeholders, such as the communities in which we operate, who are increasingly focused on climate change, to prioritize renewable energy procurement, reduce our carbon footprint and promote sustainable practices. To address these goals and concerns, where possible, we plan to continue to scale our renewable energy strategy, seek low-carbon alternatives for traditional fuel sources, use refrigerants that pose fewer risks of environmental impact, and pursue opportunities to improve energy and water efficiency. As a result of these and other initiatives, we intend to make progress towards reducing our environmental impact and global carbon footprint, as well as ensuring that our business remains viable in a low-carbon economy.

Pursuing these objectives involves additional costs for conducting our business. For example, developing and acting on ESG initiatives, including collecting, measuring, and reporting information, goals and other metrics can be

costly, difficult and time consuming. We have separately undertaken efforts to procure coverage from renewable energy projects in order to support availability in new renewables development. These efforts to support and enhance renewable electricity generation may increase our costs of electricity above those that would be incurred through procurement of conventional electricity from existing sources or through conventional grids. Reducing our carbon footprint may require physical or operational modifications that may be costly. These initiatives could adversely affect our financial position and results of operations.

There is also a risk that our ESG and sustainability objectives will not be successful. It is possible that we may fail to reach our stated environmental goals in a timely manner or that our customers, stockholders or members of our communities might not be satisfied with our sustainability efforts or the speed of their adoption. Our customers, shareholders or others may object to our ESG and sustainability objectives or the manner in which we seek to achieve such objectives. A failure to meet our environmental goals, or significant controversy regarding these goals, could adversely affect public perception of our business, employee morale or customer, stockholder or community support. If we do not meet our customers' or stockholders' expectations regarding those initiatives, or lose support in our communities, our business and/or our share price could be harmed.

There is some indication that ESG and sustainability goals are becoming more controversial, as some governmental entities in the U.S. and certain investor constituencies question the appropriateness of or object to ESG and sustainability initiatives. Some investors may use ESG-related factors to guide their investment strategies and may choose not to invest in us, a factor that would tend to reduce demand for our shares and possibly affect our share price adversely. We also may face potential governmental enforcement actions or private litigation challenging our ESG and sustainability goals, or our disclosure of those goals and our metrics for measuring achievement of them. New or changing regulation or public opinion regarding our ESG and sustainability goals or our actions to achieve them may result in adverse effects on our financial performance, reputation or demand for our services and products, or may otherwise result in obligations and liabilities that cannot be predicted or estimated at this time.

#### **Risks Related to Certain Regulations and Laws, Including Tax Laws**

##### **Changes in U.S. or foreign tax laws, regulations, or interpretations thereof, including changes to tax rates, may adversely affect our financial statements and cash taxes.**

We are a U.S. company with global subsidiaries and are subject to income and other taxes in the U.S. (although currently limited due to our taxation as a REIT) and many foreign jurisdictions. Significant judgment is required in determining our worldwide provision for income and other taxes. Although we believe that we have adequately assessed and accounted for our potential tax liabilities, and that our tax estimates are reasonable, there can be no certainty that additional taxes will not be due upon audit of our tax returns or as a result of changes to the tax laws and interpretations thereof. For example, we are currently undergoing audits in a number of jurisdictions where we operate. The final results of these audits are uncertain and may not be resolved in our favor.

The Organization for Economic Co-operation and Development ("OECD") is an international association made up of over 30 countries including the U.S. The OECD has proposed and made numerous changes to long-standing tax principles, which, if adopted by the member countries, could have a materially adverse effect on our tax liabilities. For example, various foreign jurisdictions are starting to explore the taxation of digital services and the mechanism of levying a top-up tax through the adoption of OECD tax principles which could have a negative effect on our tax liability.

The COVID-19 pandemic led to increased spending by many governments in the past years. Because of this, there could be pressure to increase taxes in the future to pay back debts and generate revenues. The nature and timing of any future changes to each jurisdiction's tax laws and the impact on our future tax liabilities cannot be predicted with any accuracy, but could materially and adversely impact our results of operations and financial position or cash flows.

##### **Government regulation or failure to comply with laws and regulations may adversely affect our business.**

Various laws and governmental regulations, both in the U.S. and abroad, governing internet-related services, related communications services and information technologies remain largely unsettled, even in areas where there has been some legislative action. For example, the Federal Communications Commission ("FCC") recently

overturned network neutrality rules, which may result in material changes in the regulations and contribution regime affecting us and our customers. Furthermore, the U.S. Congress and state legislatures are reviewing and considering changes to the new FCC rules making the future of network neutrality uncertain. Changes to these laws and regulations could have a material adverse effect on us and our customers. We expect there may also be forthcoming regulation in areas of regulating the responsible use of artificial intelligence, such as the proposed EU Artificial Intelligence Act and the introduction of heightened measures to be adopted with respect to cybersecurity, data privacy, sustainability, taxation and data security, any of which could impact us and our customers.

Additionally, laws and regulations related to economic sanctions, export controls, anti-bribery and anti-corruption, and other international activities may restrict or limit our ability to engage in transactions or dealings with certain counterparties, in or with certain countries or territories, or in certain activities. We cannot guarantee compliance with all such laws and regulations, and failure to comply with such laws and regulations could expose us to fines, penalties, or costly and expensive investigations.

We remain focused on whether and how existing and changing laws, such as those governing intellectual property, privacy, libel, telecommunications services, data flows/data localization, carbon emissions impact, competition and antitrust, and taxation apply to our business and those which might have a material effect on our customers' decisions to purchase our solutions. Substantial resources may be required to comply with regulations or bring any non-compliant business practices into compliance with such regulations. In addition, the continuing development of the market for online commerce and the displacement of traditional telephony service by the internet and related communications services may prompt an increased call for more stringent consumer protection laws or other regulation both in the U.S. and abroad that may impose additional burdens on companies conducting business online and their service providers.

Our business was designated "critical infrastructure" or "essential services" which allowed our data centers to remain open in many jurisdictions during the COVID-19 pandemic. Any regulations restricting our ability to operate our business for any reason could have a material adverse effect on our business. Additionally, these "essential services" and "critical infrastructure" designations could lead countries or local regulators to impose additional regulations on the data center industry in order to have better visibility and control over our industry for future events and crises.

We strive to comply with all laws and regulations that apply to our business. However, as these laws evolve, they can be subject to varying interpretations and regulatory discretion. To the extent a regulator or court disagrees with our interpretation of these laws and determines that our practices are not in compliance with applicable laws and regulations, we could be subject to civil and criminal penalties that could adversely affect our business operations. The adoption, or modification of laws or regulations relating to the internet and our business, or interpretations of existing laws, could have a material adverse effect on our business, financial condition and results of operations.

**Our business could be adversely affected if we are unable to maintain our complex global legal entity structure.**

We maintain a complex global organizational structure, containing numerous legal entities of varied types and serving various purposes, in each country in which we operate. For example, to maintain our qualification for taxation as a REIT for U.S. federal income tax purposes, we use TRSs and qualified REIT subsidiaries ("QRSs") in order to segregate our income between net income from real estate and net income from other activities and in order to satisfy other REIT qualification requirements. This results in significantly more entities than we might otherwise utilize if we were not maintaining our qualification for taxation as a REIT.

Additionally, we maintain certain other region-specific organizational structures for various tax, legal and other business purposes. The organization, maintenance and reporting requirements for our entity structure are complex and require coordination amongst many teams within Equinix and the use of outside service providers. While we use automation tools and software where possible to manage this process, some work continues to be manual. We believe we have adequate controls in place to manage these complex structures, but if our controls fail, there could be significant legal and tax implications to our business and our operations including but not limited to material tax and legal liabilities.

**Risks Related to Our REIT Status in the U.S.**

**We may not remain qualified for taxation as a REIT.**

We elected to be taxed as a REIT for U.S. federal income tax purposes beginning with our 2015 taxable year. We believe that our organization and method of operation comply with the rules and regulations promulgated under the Internal Revenue Code of 1986, as amended (the "Code"), such that we will continue to qualify for taxation as a REIT. However, we cannot assure you that we have qualified for taxation as a REIT or that we will remain so qualified. Qualification for taxation as a REIT involves the application of highly technical and complex provisions of the Code to our operations as well as various factual determinations concerning matters and circumstances not entirely within our control. There are limited judicial or administrative interpretations of applicable REIT provisions of the Code.

If, in any taxable year, we fail to remain qualified for taxation as a REIT and are not entitled to relief under the Code:

- we will not be allowed a deduction for distributions to stockholders in computing our taxable income;
- we will be subject to U.S. federal and state income tax on our taxable income at regular corporate income tax rates; and
- we would not be eligible to elect REIT status again until the fifth taxable year that begins after the first year for which we failed to qualify for taxation as a REIT.

Any such corporate tax liability could be substantial and would reduce the amount of cash available for other purposes. If we fail to remain qualified for taxation as a REIT, we may need to borrow additional funds or liquidate some investments to pay any additional tax liability. Accordingly, funds available for investment and distributions to stockholders could be reduced.

**As a REIT, failure to make required distributions would subject us to federal corporate income tax.**

We paid a quarterly distribution on September 20, 2023 and have declared a quarterly distribution to be paid on December 13, 2023. The amount, timing and form of any future distributions will be determined, and will be subject to adjustment, by our Board of Directors. To remain qualified for taxation as a REIT, we are generally required to distribute at least 90% of our REIT taxable income (determined without regard to the dividends paid deduction and excluding net capital gain) each year, or in limited circumstances, the following year, to our stockholders. Generally, we expect to distribute all or substantially all of our REIT taxable income. If our cash available for distribution falls short of our estimates, we may be unable to maintain distributions that approximate our REIT taxable income and may fail to remain qualified for taxation as a REIT. In addition, our cash flows from operations may be insufficient to fund required distributions as a result of differences in timing between the actual receipt of income and the payment of expenses and the recognition of income and expenses for federal income tax purposes, or the effect of nondeductible expenditures, such as capital expenditures, payments of compensation for which Section 162(m) of the Code denies a deduction, interest expense deductions limited by Section 163(j) of the Code, the creation of reserves or required debt service or amortization payments.

To the extent that we satisfy the 90% distribution requirement but distribute less than 100% of our REIT taxable income, we will be subject to federal corporate income tax on our undistributed taxable income. In addition, we will be subject to a 4% nondeductible excise tax on our undistributed taxable income if the actual amount that we distribute to our stockholders for a calendar year is less than the minimum amount specified under the Code.



**Complying with REIT requirements may limit our flexibility or cause us to forgo otherwise attractive opportunities.**

To remain qualified for taxation as a REIT for U.S. federal income tax purposes, we must satisfy tests concerning, among other things, the sources of our income, the nature and diversification of our assets and the amounts we distribute to our stockholders. For example, under the Code, no more than 20% of the value of the assets of a REIT may be represented by securities of one or more TRSs. Similar rules apply to other nonqualifying assets. These limitations may affect our ability to make large investments in other non-REIT qualifying operations or assets. In addition, in order to maintain our qualification for taxation as a REIT, we must distribute at least 90% of our REIT taxable income, determined without regard to the dividends paid deduction and excluding any net capital gains. Even if we maintain our qualification for taxation as a REIT, we will be subject to U.S. federal income tax at regular corporate income tax rates for our undistributed REIT taxable income, as well as U.S. federal income tax at regular corporate income tax rates for income recognized by our TRSs; we also pay taxes in the foreign jurisdictions in which our international assets and operations are held and conducted regardless of our qualification for taxation as a REIT. Because of these distribution requirements, we will likely not be able to fund future capital needs and investments from operating cash flow. As such, compliance with REIT tests may hinder our ability to make certain attractive investments, including the purchase of significant nonqualifying assets and the material expansion of non-real estate activities.

**Our use of TRSs, including for certain of our international operations, may cause us to fail to remain qualified for taxation as a REIT in the U.S.**

Our operations utilize TRSs to facilitate our qualification for taxation as a REIT. The net income of our TRSs is not included in our REIT taxable income unless it is distributed by an applicable TRS, and income that is not included in our REIT taxable income generally is not subject to the REIT income distribution requirement. Our ability to receive distributions from our TRSs is limited by the rules with which we must comply to maintain our qualification for taxation as a REIT. In particular, at least 75% of our gross income for each taxable year as a REIT must be derived from real estate. Consequently, no more than 25% of our gross income may consist of dividend income from our TRSs and other nonqualifying types of income. Thus, our ability to receive distributions from our TRSs may be limited and may impact our ability to fund distributions to our stockholders using cash flows from our TRSs.

Further, there may be limitations on our ability to accumulate earnings in our TRSs and the accumulation or reinvestment of significant earnings in our TRSs could result in adverse tax treatment. In particular, if the accumulation of cash in our TRSs causes (1) the fair market value of our securities in our TRSs to exceed 20% of the fair market value of our assets or (2) the fair market value of our securities in our TRSs and other nonqualifying assets to exceed 25% of the fair market value of our assets, then we will fail to remain qualified for taxation as a REIT. Further, a substantial portion of our TRSs are overseas, and a material change in foreign currency rates could also negatively impact our ability to remain qualified for taxation as a REIT.

The Code imposes limitations on the ability of our TRSs to utilize specified income tax deductions, including limits on the use of net operating losses and limits on the deductibility of interest expense.

**Even if we remain qualified for taxation as a REIT, some of our business activities are subject to corporate level income tax and foreign taxes, which will continue to reduce our cash flows, and we will have potential deferred and contingent tax liabilities.**

Even if we remain qualified for taxation as a REIT, we may be subject to some federal, state, local and foreign taxes, including taxes on any undistributed income, and state, local or foreign income, franchise, property and transfer taxes. In addition, we could in certain circumstances be required to pay an excise or penalty tax, which could be significant in amount, in respect of dealer property income or in order to utilize one or more relief provisions under the Code to maintain our qualification for taxation as a REIT.

A portion of our business is conducted through wholly owned TRSs because certain of our business activities could generate nonqualifying REIT income as currently structured and operated. The income of our U.S. TRSs will continue to be subject to federal and state corporate income taxes. In addition, our international assets and operations will continue to be subject to taxation in the foreign jurisdictions where those assets are held or those operations are conducted. Any of these taxes would decrease our earnings and our available cash.

## [Table of Contents](#)

We will also be subject to a U.S. federal corporate level income tax at the highest regular corporate income tax rate on gain recognized from a sale of a REIT asset where our basis in the asset is determined by reference to the basis of the asset in the hands of a C corporation (such as an asset that we or our QRSs hold following the liquidation or other conversion of a former TRS). This tax is generally applicable to any disposition of such an asset during the five-year period after the date we first owned the asset as a REIT asset, to the extent of the built-in-gain based on the fair market value of such asset on the date we first held the asset as a REIT asset.

**Our certificate of incorporation contains restrictions on the ownership and transfer of our stock, though they may not be successful in preserving our qualification for taxation as a REIT.**

In order for us to remain qualified for taxation as a REIT, no more than 50% of the value of outstanding shares of our stock may be owned, beneficially or constructively, by five or fewer individuals at any time during the last half of each taxable year. In addition, rents from "affiliated tenants" will not qualify as qualifying REIT income if we own 10% or more by vote or value of the customer, whether directly or after application of attribution rules under the Code. Subject to certain exceptions, our certificate of incorporation prohibits any stockholder from owning, beneficially or constructively, more than (i) 9.8% in value of the outstanding shares of all classes or series of our capital stock or (ii) 9.8% in value or number, whichever is more restrictive, of the outstanding shares of any class or series of our capital stock. We refer to these restrictions collectively as the "ownership limits" and we included them in our certificate of incorporation to facilitate our compliance with REIT tax rules. The constructive ownership rules under the Code are complex and may cause the outstanding stock owned by a group of related individuals or entities to be deemed to be constructively owned by one individual or entity. As a result, the acquisition of less than 9.8% of our outstanding common stock (or the outstanding shares of any class or series of our stock) by an individual or entity could cause that individual or entity or another individual or entity to own constructively in excess of the relevant ownership limits. Any attempt to own or transfer shares of our common stock or of any of our other capital stock in violation of these restrictions may result in the shares being automatically transferred to a charitable trust or may be void. Even though our certificate of incorporation contains the ownership limits, there can be no assurance that these provisions will be effective to prevent our qualification for taxation as a REIT from being jeopardized, including under the affiliated tenant rule. Furthermore, there can be no assurance that we will be able to monitor and enforce the ownership limits. If the restrictions in our certificate of incorporation are not effective and, as a result, we fail to satisfy the REIT tax rules described above, then absent an applicable relief provision, we will fail to remain qualified for taxation as a REIT.

In addition, the ownership and transfer restrictions could delay, defer or prevent a transaction or a change in control that might involve a premium price for our stock or otherwise be in the best interest of our stockholders. As a result, the overall effect of the ownership and transfer restrictions may be to render more difficult or discourage any attempt to acquire us, even if such acquisition may be favorable to the interests of our stockholders.

### **General Risk Factors**

**The effects of a pandemic (including COVID-19) could have a negative effect on our business, results of operations and financial condition.**

We continuously monitored our global operations in light of the COVID-19 pandemic. We implemented procedures focusing on the health and safety of our employees, customers, partners and communities, the continuity of our business offerings and compliance with governmental regulations and local public health guidance and ordinances. While our business operations continued without interruption and our IBX data centers remained fully operational to date, we cannot guarantee our business operations or our IBX data centers will not be negatively impacted in the future because of another pandemic, including one related to COVID-19.

**The market price of our stock may continue to be highly volatile, and the value of an investment in our common stock may decline.**

The market price of the shares of our common stock has recently been and may continue to be highly volatile. General economic and market conditions, like the ones we are currently experiencing, and market conditions for telecommunications, data center and REIT stocks in general, may affect the market price of our common stock.

Announcements by us or others, or speculations about our future plans, may also have a significant impact on the market price of our common stock. These may relate to:

- our results of operations or forecasts;
- new issuances of equity, debt or convertible debt by us, including issuances through any existing ATM Program;
- increases in market interest rates and changes in other general market and economic conditions, including inflationary concerns;
- changes to our capital allocation, tax planning or business strategy;
- our qualification for taxation as a REIT and our declaration of distributions to our stockholders;
- changes in U.S. or foreign tax laws;
- changes in management or key personnel;
- developments in our relationships with customers;
- announcements by our customers or competitors;
- changes in regulatory policy or interpretation;
- governmental investigations;
- changes in the ratings of our debt or stock by rating agencies or securities analysts;
- our purchase or development of real estate and/or additional IBX data centers;
- our acquisitions of complementary businesses; or
- the operational performance of our IBX data centers.

The stock market has from time-to-time experienced extreme price and volume fluctuations, which have particularly affected the market prices for telecommunications companies, and which have often been unrelated to their operating performance. These broad market fluctuations may adversely affect the market price of our common stock. One of the factors that investors may consider in deciding whether to buy or sell our common stock is our distribution rate as a percentage of our stock price relative to market interest rates. If market interest rates increase, prospective investors may demand a higher distribution rate or seek alternative investments paying higher dividends or interest. As a result, interest rate fluctuations and conditions in the capital markets may affect the market value of our common stock. Furthermore, companies that have experienced volatility in the market price of their stock have been subject to securities class action litigation. We may be the target of this type of litigation in the future. Securities litigation against us could result in substantial costs and/or damages, and divert management's attention from other business concerns, which could seriously harm our business.

**Inadequate or inaccurate external and internal information, including budget and planning data, could lead to inaccurate financial forecasts and inappropriate financial decisions.**

Our financial forecasts are dependent on estimates and assumptions regarding budget and planning data, market growth, foreign exchange rates, our ability to remain qualified for taxation as a REIT, and our ability to generate sufficient cash flow to reinvest in the business, fund internal growth, make acquisitions, pay dividends and meet our debt obligations. Our financial projections are based on historical experience and on various other assumptions that our management believes to be reasonable under the circumstances and at the time they are made.

We continue to evolve our forecasting models as necessary and appropriate but if our predictions are inaccurate and our results differ materially from our forecasts, we could make inappropriate financial decisions. Additionally, inaccuracies in our models could adversely impact our compliance with REIT asset tests, future profitability, stock price and/or stockholder confidence.

**Fluctuations in foreign currency exchange rates, especially the strength of the U.S. dollar, in the markets in which we operate internationally could harm our results of operations.**

We have experienced and may continue to experience gains and losses resulting from fluctuations in foreign currency exchange rates. To date, the majority of revenues and costs in our international operations are denominated in foreign currencies. Where our prices are denominated in U.S. Dollars, our sales and revenues could be adversely affected by declines in foreign currencies relative to the U.S. Dollar, thereby making our offerings more expensive in local currencies. We are also exposed to risks resulting from fluctuations in foreign currency exchange

rates in connection with our international operations. To the extent we are paying contractors in foreign currencies, our operations could cost more than anticipated as a result of declines in the U.S. Dollar relative to foreign currencies. In addition, fluctuating foreign currency exchange rates have a direct impact on how our international results of operations translate into U.S. Dollars.

Although we currently undertake, and may decide in the future to further undertake, foreign exchange hedging transactions to reduce foreign currency transaction exposure, we do not currently intend to eliminate all foreign currency transaction exposure. In addition, REIT compliance rules may restrict our ability to enter into hedging transactions. Therefore, any weakness of the U.S. Dollar may have a positive impact on our consolidated results of operations because the currencies in the foreign countries in which we operate may translate into more U.S. Dollars. However, as we have experienced more recently, if the U.S. Dollar strengthens relative to the currencies of the foreign countries in which we operate, our consolidated financial position and results of operations may be negatively impacted as amounts in foreign currencies will generally translate into fewer U.S. Dollars. For additional information on foreign currency risks, refer to our discussion of foreign currency risk in "Quantitative and Qualitative Disclosures about Market Risk" included in Item 3 of this Quarterly Report on Form 10-Q.

**If our internal controls are found to be ineffective, our financial results or our stock price may be adversely affected.**

Our most recent evaluation of our controls resulted in our conclusion that, as of December 31, 2022, in compliance with Section 404 of the Sarbanes-Oxley Act of 2002, our internal controls over financial reporting were effective. Our ability to manage our operations and growth through, for example, the integration of recently acquired businesses, the adoption of new accounting principles and tax laws, and our overhaul of our back-office systems that, for example, support the customer experience from initial quote to customer billing and our revenue recognition process, will require us to further develop our controls and reporting systems and implement or amend new or existing controls and reporting systems in those areas where the implementation and integration is still ongoing. All of these changes to our financial systems and the implementation and integration of acquisitions create an increased risk of deficiencies in our internal controls over financial reporting. If, in the future, our internal control over financial reporting is found to be ineffective, or if a material weakness is identified in our controls over financial reporting, our financial results may be adversely affected. Investors may also lose confidence in the reliability of our financial statements which could adversely affect our stock price.

**Terrorist activity, or other acts of violence, including violence stemming from the current climate of political and economic uncertainty, could adversely impact our business.**

The continued threat of terrorist activity and other acts of war or hostility both domestically and abroad by terrorist organizations, organized crime organizations, or other criminals along with violence stemming from political unrest, contribute to a climate of political and economic uncertainty in many of the regions in which we operate. Due to existing or developing circumstances, we may need to incur additional costs in the future to provide enhanced security, including cyber security and physical security, which could have a material adverse effect on our business and results of operations. These circumstances may also adversely affect our ability to attract and retain customers and employees, our ability to raise capital and the operation and maintenance of our IBX data centers.

**We may be subject to securities class action and other litigation, which may harm our business and results of operations.**

We may be subject to securities class action or other litigation. For example, securities class action litigation has often been brought against a company following periods of volatility in the market price of its securities. Litigation can be lengthy, expensive, and divert management's attention and resources. Results cannot be predicted with certainty and an adverse outcome in litigation could result in monetary damages or injunctive relief. Further, any payments made in settlement may directly reduce our revenue under U.S. GAAP and could negatively impact our results of operations for the period. For all of these reasons, litigation could seriously harm our business, results of operations, financial condition or cash flows.

**We may not be able to protect our intellectual property rights.**

We cannot make assurances that the steps taken by us to protect our intellectual property rights will be adequate to deter misappropriation of proprietary information or that we will be able to detect unauthorized use and take appropriate steps to enforce our intellectual property rights. We also are subject to the risk of litigation alleging infringement of third-party intellectual property rights. Any such claims could require us to spend significant sums in litigation, pay damages, develop non-infringing intellectual property or acquire licenses to the intellectual property that is the subject of the alleged infringement.

**We have various mechanisms in place that may discourage takeover attempts.**

Certain provisions of our certificate of incorporation and bylaws may discourage, delay or prevent a third party from acquiring control of us in a merger, acquisition or similar transaction that a stockholder may consider favorable. Such provisions include:

- ownership limitations and transfer restrictions relating to our stock that are intended to facilitate our compliance with certain REIT rules relating to share ownership;
- authorization for the issuance of "blank check" preferred stock;
- the prohibition of cumulative voting in the election of directors;
- limits on the persons who may call special meetings of stockholders;
- limits on stockholder action by written consent; and
- advance notice requirements for nominations to the Board of Directors or for proposing matters that can be acted on by stockholders at stockholder meetings.

In addition, Section 203 of the Delaware General Corporation Law, which restricts certain business combinations with interested stockholders in certain situations, may also discourage, delay or prevent someone from acquiring or merging with us.

**Item 2. Unregistered Sales of Equity Securities and Use of Proceeds**

None.

**Item 3. Defaults Upon Senior Securities**

None.

**Item 4. Mine Safety Disclosure**

Not applicable.

**Item 5. Other Information****Rule 10b5-1 and Non-Rule 10b5-1 Trading Arrangements**

During the three months ended September 30, 2023, each of the following directors and/or officers adopted or terminated a "Rule 10b5-1 trading arrangement", as such term is defined in Item 408(a) of Regulation S-K. All trading plans that were adopted during the period were entered into during an open insider trading window and are intended to satisfy the affirmative defense of Rule 10b5-1(c) under the Securities Exchange Act of 1934, as amended, and our policies regarding transactions in our securities. No director or officer adopted or terminated a "non-Rule 10b5-1 trading arrangement," as such term is defined in Item 408(a) of Regulation S-K.

<b>Name and Title</b>	<b>Date</b>	<b>Action</b>	<b>Expiration Date</b>	<b>Total Shares to be Sold</b>
Scott Crenshaw, Executive Vice President and General Manager, Digital Services	August 31, 2023	Adoption	September 5, 2024	See footnote <sup>(1)</sup>
Jonathan Lin, Executive Vice President and General Manager, Data Center Services	August 25, 2023	Adoption	April 30, 2024	See footnote <sup>(2)</sup>
Simon Miller, Chief Accounting Officer	September 6, 2023	Adoption	April 30, 2024	See footnote <sup>(3)</sup>
Christopher Paisley, Director	August 18, 2023	Adoption	August 18, 2024	600

<sup>(1)</sup> Mr. Crenshaw's plan includes, subject to the achievement of performance conditions, the potential sale of shares for tax withholding and/or diversification purposes relating to awards totaling up to 7,299 shares on a grant-by-grant basis. The plan also includes any shares to be granted under the 2023 Annual Incentive Plan, as determined based on final company performance, to be sold for tax withholding and/or diversification purposes.

<sup>(2)</sup> Mr. Lin's plan includes, subject to the achievement of performance conditions, the potential sale of shares for tax withholding and/or diversification purposes relating to awards totaling up to 4,450 shares on a grant-by-grant basis. The plan also includes any shares to be granted under the 2023 Annual Incentive Plan, as determined based on final company performance, to be sold for tax withholding and/or diversification purposes.

<sup>(3)</sup> Mr. Miller's plan includes any shares to be granted under the 2023 Annual Incentive Plan, as determined based on final company performance, to be sold for tax withholding and/or diversification purposes.

**Item 6. Exhibits**

Exhibit Number	Exhibit Description	Incorporated by Reference			Filed Herewith
		Form	Filing Date/ Period End Date	Exhibit	
2.1	Rule 2.7 Announcement, dated as of May 29, 2015. Recommended Cash and Share Offer for Teleticity Group plc by Equinix, Inc.	8-K	5/29/2015	2.1	
2.2	Cooperation Agreement, dated as of May 29, 2015, by and between Equinix, Inc. and Teleticity Group plc.	8-K	5/29/2015	2.2	
2.3	Amendment to Cooperation Agreement, dated as of November 24, 2015, by and between Equinix, Inc. and Teleticity Group plc.	10-K	12/31/2015	2.3	
2.4	Transaction Agreement, dated as of December 6, 2016, by and between Verizon Communications Inc. and Equinix, Inc.	8-K	12/6/2016	2.1	
2.5	Amendment No. 1 to the Transaction Agreement, dated February 23, 2017, by and between Verizon Communications Inc. and Equinix, Inc.	10-K	12/31/2016	2.5	
2.6	Amendment No. 2 to the Transaction Agreement, dated April 30, 2017, by and between Verizon Communications Inc. and Equinix, Inc.	8-K	5/1/2017	2.1	
2.7	Amendment No. 3 to the Transaction Agreement, dated June 29, 2018, by and between Verizon Communications Inc. and Equinix, Inc.	10-Q	8/8/2018	2.7	
3.1	Amended and Restated Certificate of Incorporation of the Registrant, as amended to date.	10-K/A	12/31/2002	3.1	
3.2	Certificate of Amendment to the Amended and Restated Certificate of Incorporation of the Registrant.	8-K	6/14/2011	3.1	
3.3	Certificate of Amendment to the Amended and Restated Certificate of Incorporation of the Registrant.	8-K	6/11/2013	3.1	
3.4	Certificate of Amendment to the Amended and Restated Certificate of Incorporation of the Registrant.	10-Q	6/30/2014	3.4	
3.5	Certificate of Designation of Series A and Series A-1 Convertible Preferred Stock.	10-K/A	12/31/2002	3.3	
3.6	Amended and Restated Bylaws of the Registrant.	8-K	3/13/2023	3.1	
4.1	Reference is made to Exhibits 3.1, 3.2, 3.3, 3.4, 3.5 and 3.6.				
4.2	Indenture, dated as of December 12, 2017, between Equinix, Inc. and U.S. Bank National Association, as Trustee.	8-K	12/5/2017	4.1	



## Table of Contents

4.3	<a href="#">Fourth Supplemental Indenture, dated as of November 18, 2019, among Equinix, Inc. and U.S. Bank National Association, as Trustee.</a>	8-K	11/18/2019	4.2
4.4	Form of 2.625% Senior Notes due 2024 (See Exhibit 4.3)			
4.5	<a href="#">Fifth Supplemental Indenture, dated as of November 18, 2019, among Equinix, Inc. and U.S. Bank National Association, as Trustee.</a>	8-K	11/18/2019	4.4
4.6	Form of 2.900% Senior Notes due 2026 (See Exhibit 4.5)			
4.7	<a href="#">Sixth Supplemental Indenture, dated as of November 18, 2019, among Equinix, Inc. and U.S. Bank National Association, as Trustee.</a>	8-K	11/18/2019	4.6
4.8	Form of 3.200% Senior Notes due 2029 (See Exhibit 4.7)	8-K	6/22/2020	
4.9	<a href="#">Seventh Supplemental Indenture, dated as of June 22, 2020, among Equinix, Inc. and U.S. Bank National Association, as Trustee.</a>	8-K	6/22/2020	4.2
4.10	Form of 1.250% Senior Note due 2025 (See Exhibit 4.9)			
4.11	<a href="#">Eighth Supplemental Indenture, dated as of June 22, 2020, among Equinix, Inc. and U.S. Bank National Association, as Trustee.</a>	8-K	6/22/2020	4.4
4.12	Form of 1.800% Senior Note due 2027 (See Exhibit 4.11)			
4.13	<a href="#">Ninth Supplemental Indenture, dated as of June 22, 2020, among Equinix, Inc. and U.S. Bank National Association, as Trustee.</a>	8-K	6/22/2020	4.6
4.14	Form of 2.150% Senior Note due 2030 (see Exhibit 4.13)			
4.15	<a href="#">Tenth Supplemental Indenture, dated as of June 22, 2020, among Equinix, Inc. and U.S. Bank National Association, as Trustee.</a>	8-K	6/22/2020	4.8
4.16	Form of 3.000% Senior Note due 2050 (See Exhibit 4.15)			
4.17	<a href="#">Eleventh Supplemental Indenture, dated as of October 7, 2020, among Equinix, Inc. and U.S. Bank National Association, as Trustee.</a>	8-K	10/7/2020	4.2
4.18	Form of 1.000% Senior Note due 2025 (included in Exhibit 4.17)			
4.19	<a href="#">Twelfth Supplemental Indenture, dated as of October 7, 2020, among Equinix, Inc. and U.S. Bank National Association, as Trustee.</a>	8-K	10/7/2020	4.4
4.20	Form of 1.550% Senior Note due 2028 (included in Exhibit 4.19)			
4.21	<a href="#">Thirteenth Supplemental Indenture, dated as of October 7, 2020, among Equinix, Inc. and U.S. Bank National Association, as Trustee.</a>	8-K	10/7/2020	4.6
4.22	Form of 2.950% Senior Note due 2051 (included in Exhibit 4.21)			

## Table of Contents

4.23	Fourteenth Supplemental Indenture, dated as of March 10, 2021, between Equinix, Inc. and U.S. Bank National Association, as Trustee.	8-K	3/11/2021	4.2
4.24	Form of 0.250% Senior Note due 2027 (included in Exhibit 4.23)			
4.25	Fifteenth Supplemental Indenture, dated as of March 10, 2021, between Equinix, Inc. and U.S. Bank National Association, as Trustee.	8-K	3/11/2021	4.4
4.26	Form of 1.000% Senior Note due 2033 (included in Exhibit 4.25)			
4.27	Sixteenth Supplemental Indenture, dated as of May 17, 2021, between Equinix, Inc. and U.S. Bank National Association, as Trustee.	8-K	5/17/2021	4.2
4.28	Form of 1.450% Senior Note due 2026 (included in Exhibit 4.27)			
4.29	Seventeenth Supplemental Indenture, dated as of May 17, 2021, between Equinix, Inc. and U.S. Bank National Association, as Trustee.	8-K	5/17/2021	4.4
4.30	Form of 2.000% Senior Note due 2028 (included in Exhibit 4.29)			
4.31	Eighteenth Supplemental Indenture, dated May 17, 2021, between Equinix, Inc. and U.S. Bank National Association, as Trustee.	8-K	5/17/2021	4.6
4.32	Form of 2.500% Senior Note due 2031 (included in Exhibit 4.31)			
4.33	Nineteenth Supplemental Indenture, dated May 17, 2021, between Equinix, Inc. and U.S. Bank National Association, as Trustee.	8-K	5/17/2021	4.8
4.34	Form of 3.400% Senior Note due 2052 (included in Exhibit 4.33)			
4.35	Twentieth Supplemental Indenture, dated as of April 5, 2022, between Equinix, Inc. and U.S. Bank Trust Company National Association, as Trustee.	8-K	4/5/2022	4.2
4.36	Form of 3.900% Senior Notes due 2032 (included in Exhibit 4.35)			
4.37	Form of Registrant's Common Stock Certificate.	10-K	12/31/2014	4.13
4.38	Description of Securities	10-K	12/31/2022	4.38
4.39	Notes Purchase Agreement, dated February 7, 2023, and issued by Equinix Japan K.K. and Equinix, Inc. as Parent Guarantor.	10-Q	3/31/2023	4.39
4.40	Terms and Conditions of the Swiss Francs bonds due September 12, 2028, issued by Equinix Europe 1 Financing Corporation LLC and guaranteed by Equinix, Inc. as Guarantor.			X
10.1**	Form of Indemnification Agreement between the Registrant and each of its officers and directors.	S-4 (File No. 333-93749)	12/29/1999	10.5
10.2**	2000 Equity Incentive Plan, as amended.	10-K	12/31/2021	10.2
10.3**	2020 Equity Incentive Plan	DEF14A	4/27/2020	Appendix A

## Table of Contents

10.4**	Equinix, Inc. 2004 Employee Stock Purchase Plan, as amended.	10-K	12/31/2022	10.4
10.5**	2021 Form of Revenue/AFFO per Share Restricted Stock Unit Agreement for Executives.	10-Q	3/31/2021	10.11
10.6**	2021 Form of TSR Restricted Stock Unit Agreement for Executives.	10-Q	3/31/2021	10.12
10.7**	2021 Form of Time-Based Restricted Stock Unit Agreement for Executives.	10-Q	3/31/2021	10.13
10.8**	2022 Form of Revenue/AFFO per Share/Digital Services Performance Restricted Stock Unit Agreement for Executives.	10-Q	3/31/2022	10.11
10.9**	2022 Form of TSR Restricted Stock Unit Agreement for Executives.	10-Q	3/31/2022	10.12
10.10**	2022 Form of Time-Based Restricted Stock Unit Agreement for Executives.	10-Q	3/31/2022	10.13
10.11**	2022 Equinix, Inc. Annual Incentive Plan.	10-Q	3/31/2022	10.14
10.12**	2023 Form of Revenue/AFFO per Share/Digital Services Performance Restricted Stock Unit Agreement for Executives.	10-Q	3/31/2023	10.15
10.13**	2023 Form of TSR Restricted Stock Unit Agreement for Executives.	10-Q	3/31/2023	10.16
10.14**	2023 Form of Time-Based Restricted Stock Unit Agreement for Executives.	10-Q	3/31/2023	10.17
10.15**	2023 Equinix, Inc. Annual Incentive Plan.	10-Q	3/31/2023	10.18
10.16	Agreement for Purchase and Sale of Shares Among RW Brasil Fundo de Investimentos em Participação, Antônio Eduardo Zago De Carvalho and Sidney Victor da Costa Breyer, as Sellers, and Equinix Brasil Participações Ltda., as Purchaser, and Equinix South America Holdings LLC., as a Party for Limited Purposes and ALOG Soluções de Tecnologia em Informática S.A. as Intervening Consenting Party dated July 18, 2014.	10-Q	9/30/2014	10.67
10.17	Credit Agreement dated January 7, 2022 by and among Equinix, as borrower, a syndicate of financial institutions, as lenders, Bank of America, N.A., as administrative agent, Citibank, N.A., JPMorgan Chase Bank, N.A., MUFG Bank, Ltd., RBC Capital Markets, Goldman Sachs Bank USA and HSBC Securities (USA) Inc., as co-syndication agents, Barclays Bank PLC, BNP Paribas, Deutsche Bank AG New York Branch, ING Bank N.V., Dublin Branch, Morgan Stanley Senior Funding, Inc., Sumitomo Mitsui Banking Corporation, The Bank of Nova Scotia and TD Securities (USA) LLC, as co-documentation agents, and BofA Securities, Inc., Citibank, N.A., JPMorgan Chase Bank, N.A., MUFG Bank, Ltd., RBC Capital Markets, Goldman Sachs Bank USA and HSBC Securities (USA) Inc., as joint lead arrangers and book runners.	10-K	12/31/2021	10.22

## Table of Contents

10.18**	Relocation Letter Agreement by and between Equinix, Inc. and Charles Meyers dated October 12, 2018.	10-K	2/22/2019	10.37	
10.19**	Change in Control Severance Agreement between Equinix, Inc. and Mike Campbell dated October 3, 2019.	10-Q	9/30/2019	10.25	
10.20**	Change in Control Severance Agreement between Equinix, Inc. and Brandi Galvin Morandi dated October 3, 2019.	10-Q	9/30/2019	10.26	
10.21**	Change in Control Severance Agreement between Equinix, Inc. and Karl Strohmeyer dated October 3, 2019.	10-Q	9/30/2019	10.27	
10.22**	Change in Control Severance Agreement between Equinix, Inc. and Peter Van Camp dated October 3, 2019.	10-Q	9/30/2019	10.28	
10.23**	Change in Control Severance Agreement between Equinix, Inc. and Charles Meyers dated October 4, 2019.	10-Q	9/30/2019	10.29	
10.24**	Change in Control Severance Agreement between Equinix, Inc. and Keith Taylor dated October 3, 2019.	10-Q	9/30/2019	10.31	
10.25**	Change in Control Severance Agreement between Equinix, Inc and Jon Lin dated January 2, 2022.	10-K	12/31/2022	10.24	
10.26**	Change in Control Severance Agreement between Equinix, Inc. and Scott Crenshaw dated August 1, 2022.	10-K	12/31/2022	10.25	
10.27**	Side Letter Agreement Regarding RSUs between Equinix, Inc. and Charles Meyers dated October 4, 2019.	10-Q	9/30/2019	10.34	
10.28**	Side Letter Agreement Regarding RSUs between Equinix, Inc. and Keith Taylor dated October 3, 2019.	10-Q	9/30/2019	10.36	
10.29**	Side Letter Agreement Regarding RSUs between Equinix, Inc. and Mike Campbell dated October 3, 2019.	10-Q	9/30/2019	10.37	
10.30**	Side Letter Agreement Regarding RSUs between Equinix, Inc. and Brandi Galvin Morandi dated October 3, 2019.	10-Q	9/30/2019	10.38	
10.31**	Side Letter Agreement Regarding RSUs between Equinix, Inc. and Karl Strohmeyer dated October 3, 2019.	10-Q	9/30/2019	10.39	
10.32**	Side Letter Agreement Regarding RSUs between Equinix, Inc. and Peter Van Camp dated October 3, 2019.	10-Q	9/30/2019	10.40	
10.33**	Amendment to Relocation Letter Agreement by and between Equinix, Inc. and Charles Meyers dated September 21, 2022.	10-Q	9/30/2022	10.39	
21.1	Subsidiaries of Equinix, Inc.				X
23.1	Consent of PricewaterhouseCoopers LLP, Independent Registered Public Accounting Firm.	10-K/A	12/31/2022	23.1	

[Table of Contents](#)

31.1	Chief Executive Officer Certification pursuant to Section 302 of the Sarbanes-Oxley Act of 2002.	X
31.2	Chief Financial Officer Certification pursuant to Section 302 of the Sarbanes-Oxley Act of 2002.	X
32.1	Chief Executive Officer Certification pursuant to Section 906 of the Sarbanes-Oxley Act of 2002.	X
32.2	Chief Financial Officer Certification pursuant to Section 906 of the Sarbanes-Oxley Act of 2002.	X
101.INS	XBRL Instance Document - the instance document does not appear in the Interactive Data File because its XBRL tags are embedded within the Inline XBRL document.	X
101.SCH	Inline XBRL Taxonomy Extension Schema Document.	X
101.CAL	Inline XBRL Taxonomy Extension Calculation Linkbase Document.	X
101.DEF	Inline XBRL Taxonomy Extension Definition Linkbase Document.	X
101.LAB	Inline XBRL Taxonomy Extension Label Linkbase Document.	X
101.PRE	Inline XBRL Taxonomy Extension Presentation Linkbase Document.	X
104	Cover Page Interactive Data File - the cover page interactive data file does not appear in the Interactive Data File because its XBRL tags are embedded within the Inline XBRL document.	X

\*\* Management contracts or compensation plans or arrangements in which directors or executive officers are eligible to participate.

**EQUINIX, INC.**

**SIGNATURES**

Pursuant to the requirements of the Securities Exchange Act of 1934, the Registrant has duly caused this report to be signed on its behalf by the undersigned thereunto duly authorized.

Date: October 27, 2023

EQUINIX, INC.

By: \_\_\_\_\_  
/s/ KEITH D. TAYLOR  
Chief Financial Officer  
(Principal Financial Officer)

## INDEX TO EXHIBITS

<b>Exhibit Number</b>	<b>Description of Document</b>
4.40	Terms and Conditions of the Swiss Francs bonds due September 12, 2028, issued by Equinix Europe 1 Financing Corporation LLC and guaranteed by Equinix, Inc. as Guarantor.
21.1	Subsidiaries of Equinix, Inc.
31.1	Chief Executive Officer Certification pursuant to Section 302 of the Sarbanes-Oxley Act of 2002.
31.2	Chief Financial Officer Certification pursuant to Section 302 of the Sarbanes-Oxley Act of 2002.
32.1	Chief Executive Officer Certification pursuant to Section 906 of the Sarbanes-Oxley Act of 2002.
32.2	Chief Financial Officer Certification pursuant to Section 906 of the Sarbanes-Oxley Act of 2002.
101.INS	XBRL Instance Document - the instance document does not appear in the Interactive Data File because its XBRL tags are embedded within the Inline XBRL document.
101.SCH	Inline XBRL Taxonomy Extension Schema Document.
101.CAL	Inline XBRL Taxonomy Extension Calculation Document.
101.DEF	Inline XBRL Taxonomy Extension Definition Document.
101.LAB	Inline XBRL Taxonomy Extension Labels Document.
101.PRE	Inline XBRL Taxonomy Extension Presentation Document.
104	Cover Page Interactive Data File - the cover page interactive data file does not appear in the Interactive Data File because its XBRL tags are embedded within the Inline XBRL document.

## TERMS AND CONDITIONS

The terms and conditions (each a **Condition**, and together the **Terms and Conditions** or the **Terms of the Bonds**) of the Swiss Francs (**CHF**) 300,000,000 2.875 per cent. bonds due 12 September 2028 (each a **Bond** and collectively the **Bonds**) issued by Equinix Europe 1 Financing Corporation LLC, incorporated under the laws of Delaware, United States of America, having its registered office at One Lagoon Drive, Redwood City, California 94065, United States of America (the **Issuer**), and unconditionally and irrevocably guaranteed by Equinix, Inc., One Lagoon Drive, Redwood City, California 94065, United States of America (the **Guarantor**), are as follows:

### 1. AMOUNT / FORM OF THE BONDS / DENOMINATION / CUSTODIANSHIP

- (a) Bonds are issued in the initial aggregate principal amount of CHF 300,000,000 (the **Aggregate Principal Amount**). The Bonds will be in the denomination of CHF 5,000 per Bond and integral multiples thereof. The Issuer reserves the right to reopen (the **Reopening**) and increase the aggregate principal amount of the Bonds at any time and without prior consultation or permission of the Holders through the issuance of further Bonds if they are fungible with the Bonds (i.e. identical especially in respect of the Terms and Conditions, security number, final maturity and interest rate).

At the time of subscribing to a Reopening, a subscriber shall pay the Issuer an amount equal to the interest accrued during the period from the Interest Payment Date immediately preceding the date of the Reopening or, if the Reopening is effected prior to the first Interest Payment Date, the Closing Date (as defined in Condition 2 below), to the date of such Reopening on each Bond it has subscribed to.

- (b) The Bonds are exclusively documented in the form of a permanent global certificate (*Globalurkunde auf Dauer*) (the **Permanent Global Certificate**) in accordance with article 973b of the Swiss Code of Obligations. Such Permanent Global Certificate (*Globalurkunde auf Dauer*) shall be deposited by the Swiss Paying Agent with SIX SIS Ltd. (**SIS**) as recognized intermediary for such purposes by SIX Swiss Exchange Ltd. (**SIX**), or with any successor of SIS that acts as a clearing system recognized by the SIX (SIS or any such successor clearing system, the **Intermediary**) for the entire duration of the Bonds.
- (c) Each Holder shall have a quotal co-ownership interest (*Miteigentumsanteil*) in the Permanent Global Certificate (*Globalurkunde auf Dauer*) to the extent of its claim against the Issuer, provided that for so long as the Permanent Global Certificate (*Globalurkunde auf Dauer*) remains deposited with SIS, the co-ownership interest shall be suspended such that (i) legal title to direct interests in the Permanent Global Certificate held by SIS participants will be evidenced, and transfers thereof may be effected, by entries on the securities accounts of the relevant SIS participants and (ii) legal title to any indirect interest in the Permanent Global Certificate not held by a SIS participant will be evidenced, and transfers thereof may be effected, by an entry with respect to the transferred interest in a securities account of the relevant transferee.
- (d) The records of the Intermediary will determine conclusively the number of Bonds held through each participant in the Intermediary. In respect of Bonds held in the
-



form of intermediated securities (*Bucheffekten*), the Holders will be the persons holding the Bonds in a securities account (*Effektenkonto*) which is in their name, or in case of intermediaries (*Verwahrungsstellen*), the intermediaries (*Verwahrungsstellen*) holding the Bonds for their own account in a securities account (*Effektenkonto*) which is in their name. For the avoidance of doubt, payments on the Bonds by the Swiss Paying Agent will be made only to SIS for purposes of facilitating payments through its participants.

- (e) None of the Issuer, the Guarantor, the Holders or any other person shall at any time have the right to effect or demand the conversion of the Permanent Global Certificate (*Globalurkunde auf Dauer*) into, or the delivery of, uncertificated securities (*Wertrechte*) or individually certificated securities (*Wertpapiere*). No individually certificated securities (*Wertpapiere*) will be printed in respect of the Bonds at any time.

## 2. INTEREST

The Bonds bear interest from (but excluding) 12 September 2023 (the **Closing Date**) until (and including) the Maturity Date (as defined below) at the fixed rate of 2.875 per cent. of their Aggregate Principal Amount per annum, payable annually in arrears on 12 September of each year (the **Interest Payment Date**), for the first time on 12 September 2024. Interest on the Bonds is computed on the basis of a 360-day year of twelve 30-day months.

In case the Interest Payment Date falls on a day which is not a Business Day, interest is payable on the next Business Day.

## 3. REDEMPTION, PURCHASE AND CANCELLATION

- (a) Redemption at maturity

Unless previously redeemed, purchased or cancelled as provided under the Terms and Conditions, the Issuer will redeem the Bonds at their principal amount on 12 September 2028 (the **Maturity Date**), without any previous notice (such redemption of any Bond on the Maturity Date, as well as any early redemption in accordance with this Condition 3 or with Condition 10, referred to hereafter as **Redemption**)

- (b) Redemption on or after the Par Call Date

On or after the Par Call Date, the Issuer may redeem all, but not in part only, the Bonds at their Aggregate Principal Amount plus any accrued and unpaid interest, up to (and including) the redemption date. Notice of redemption shall be delivered at least thirty (30) but not more than sixty (60) days before the redemption date to the Swiss Paying Agent in accordance with paragraph (h).

- (c) Redemption upon Change of Control

Within 90 (ninety) calendar days of a Change of Control taking effect, the Issuer may, at its option, on any date, subject to having given not more than 45 (forty-five) nor less than thirty (30) calendar days' prior notice to the Swiss Paying Agent in accordance with paragraph (h), redeem all, but not in part only, of the

---

Bonds at their Aggregate Principal Amount plus any accrued and unpaid interest, if any, up to (and including) the redemption date.

(d) Redemption for taxation reasons

Subject to a period of not less than thirty (30) nor more than sixty (60) days' prior notice to the Swiss Paying Agent in accordance with paragraph (h), the Issuer may redeem at any time after the Closing Date and prior to the Maturity Date all, but not in part only, of the Bonds at their Aggregate Principal Amount plus accrued and unpaid interest, if any, up to (and including) the redemption date determined by the Issuer, if:

- (i) as a result of any change in, or amendment to, the tax laws, treaties, regulations or rulings of the United States or any political subdivision or taxing authority thereof (a **Taxing Jurisdiction**) or any change in official position regarding the application or interpretation of such laws, regulations or rulings (including a holding by a court of competent jurisdiction in a Taxing Jurisdiction) that is announced or becomes effective on or after the Closing Date, there is more than an insubstantial risk that the Issuer or the Guarantor, as the case may be, has or will become obligated to pay Additional Amounts with respect to the Bonds as provided in Condition 6 and the Issuer, in its sole judgment, determines that such obligations cannot be avoided by the use of reasonable measures available to it; or
- (ii) on or after the Closing Date, as a result of any action taken by a taxing authority of, or any decision has been rendered by a court of competent jurisdiction in, a Taxing Jurisdiction, including any of those actions specified above, whether or not such action was taken or decision was rendered with respect to the Issuer or the Guarantor, as the case may be, or any change, amendment, application or interpretation is officially proposed, there is more than an insubstantial risk that the Issuer or the Guarantor, as the case may be, will become obligated to pay Additional Amounts as provided in Condition 6, and the Issuer or the Guarantor, as the case may be, in its sole judgment, determines that such obligations cannot be avoided by the use of reasonable measures available to it.

In each case, for the avoidance of doubt, reasonable measures shall not require any change in the Issuer's or the Guarantor's jurisdiction of organization or location of its principal executive office, and shall not require the Issuer or the Guarantor, as the case may be, to incur material additional costs or legal or regulatory burdens.

If the Issuer exercises its option to redeem the Bonds, the Issuer will deliver to the Swiss Paying Agent a certificate signed by an authorized representative of the Issuer stating that the Issuer is entitled to redeem the Bonds and an opinion of independent legal counsel of recognized national standing in the relevant Taxing Jurisdiction to the effect that change in law above occurred or will.

No such notice shall be given earlier than ninety (90) days prior to the earliest date on which there is more than an insubstantial risk that the Issuer or the



Guarantor, as the case may be, would be obliged to pay any Additional Amounts in respect of the Bonds.

(e) Issuer Clean-up Call

Subject to a period of not less than thirty (30) nor more than sixty (60) days' prior notice to the Swiss Paying Agent in accordance with paragraph (h), the Issuer may redeem at any time after the Closing Date and prior to the Maturity Date all, but not in part only, of the Bonds at their Aggregate Principal Amount plus accrued and unpaid interest, if any, up to (and including) the redemption date, on the date determined by the Issuer for early redemption, if seventy-five (75) per cent. or more of the Aggregate Principal Amount have been redeemed or purchased and cancelled at the time of such notice.

(f) Purchases

The Issuer, the Guarantor or any of their respective subsidiaries may at any time purchase Bonds in the open market or otherwise and at any price. Any purchase shall be made in accordance with applicable laws or regulations, including applicable stock exchange regulations. Bonds so purchased by the Issuer or the Guarantor or any of their respective subsidiaries may be held or resold or surrendered for cancellation. If purchases are made by public tender, such tender must be available to all Holders alike.

(g) Cancellation

All Bonds which are redeemed or surrendered shall forthwith be cancelled. All Bonds so cancelled shall be forwarded to the Swiss Paying Agent and cannot be reissued or resold.

(h) Notice

Where the provisions of this Condition 3 provide for the giving of a notice by the Issuer to the Swiss Paying Agent, such notice shall be, in the case of paragraphs (b), (d) and (e), unconditional and, in the case of paragraph (c), may be made contingent on one or more conditions set forth in the notice and shall be deemed to be validly given if made in writing with all required information to the Swiss Paying Agent within the prescribed time limit. Such notices shall be announced to the Holders as soon as practicable pursuant to Condition 12.

#### 4. PAYMENTS

The amounts required for payments with respect to the Bonds will be made available in good time in freely disposable CHF which will be placed at the free disposal of BNPP acting in its capacity as paying agent with respect to the Bonds (the **Swiss Paying Agent**) on behalf of the Holders. The Issuer undertakes that payments shall be made in freely disposable CHF without collection cost to the Holders, and, unless otherwise provided for by applicable law, without any restrictions. If the due date for any payment by the Issuer does not fall on a Business Day, the Issuer undertakes to effect payment for value the Business Day immediately following such due date and the Holders will not be entitled to any additional sum in relation thereto. All payments with respect to the Bonds (including Additional Amounts, if any, as defined in Condition 6) will be made to SIS in CHF without collection costs. No payments with respect to the Bonds (including Additional

---

Amounts, if any, as defined in Condition 6) shall be made at any office of the Issuer or any office or counter of the Swiss Paying Agent outside Switzerland.

The receipt by the Swiss Paying Agent of the due and punctual payment of the funds in CHF as above provided shall release the Issuer of its payment obligations under the Bonds to the extent of such payments. Upon receipt of funds as provided above, the Swiss Paying Agent shall arrange for payment to SIS for purposes of facilitating payments through its participants to the Holders in accordance with Swiss market practice.

If the Bonds are not redeemed when due, interest shall continue to accrue until (and including) the day when the Bonds are fully redeemed.

If, at any time during the life of the Bonds, the Swiss Paying Agent resigns in accordance with the applicable notice periods agreed upon between the Issuer and the Swiss Paying Agent, or becomes incapable of acting as Swiss Paying Agent as contemplated by these Terms and Conditions or shall be adjudged bankrupt or insolvent, the Swiss Paying Agent may be substituted by a duly licensed major Swiss bank or branch of a major foreign bank in Switzerland chosen by the Issuer. In the event of such replacement of the Swiss Paying Agent, all references to the Swiss Paying Agent shall be deemed to refer to such replacement paying agent.

Notice of such a replacement shall be published in accordance with Condition 12 hereof.

## 5. STATUTE OF LIMITATIONS

In accordance with Swiss law, claims for interest under the Bonds shall become time-barred after a period of five (5) years and claims for the repayment or redemption of Bonds after a period of ten (10) years, calculated from their respective due dates.

## 6. TAXATION

All payments by or on behalf of the Issuer to the Swiss Paying Agent pursuant to these Terms of the Bonds shall be made free and clear of, and without withholding or deduction for, any taxes, duties, assessments or governmental charges of whatever nature imposed, levied, collected, withheld or assessed by or within a Taxing Jurisdiction, unless such withholding or deduction is required by law. In the event that any payments by or on behalf of the Issuer to the Swiss Paying Agent shall be made subject to withholding, deduction or payment for any such relevant taxes, duties, assessments or governmental charges required by law by a Taxing Jurisdiction, such additional amounts (the **Additional Amounts**) shall be payable by the Issuer as may be necessary in order that the net amounts received by the Swiss Paying Agent after such withholding, deduction or payment shall equal the respective amounts which would otherwise have been received by the Swiss Paying Agent in respect of the relevant Bonds in the absence of such withholding, deduction or payment. However, no such Additional Amounts shall be payable by the Issuer to the extent of any taxes, duties, assessments or governmental charges which:

- (a) are payable, imposed, or withheld solely by reason of a Holder or beneficial owner (or a fiduciary, settlor, beneficiary or person holding a power over such Holder or beneficial owner, if the Holder or beneficial owner is an estate or trust, or a member or shareholder of the Holder or beneficial owner if the Holder or beneficial owner is a partnership or corporation) being a United States person for
-

U.S. federal income tax purposes, or having, or having had, some personal or business connection with the Taxing Jurisdiction other than the mere holding of the Bonds, including, without limitation, such Holder or beneficial owner (or such fiduciary, settlor, beneficiary, person holding a power, member or shareholder) being or having been a citizen or resident of the Taxing Jurisdiction or having or having had a fixed place of business therein; or

- (b) are payable, imposed, or withheld solely by reason of a Holder or beneficial owner (or a fiduciary, settlor, beneficiary or person holding a power over such Holder or beneficial owner, if the Holder or beneficial owner is an estate or trust, or a member or shareholder of the Holder or beneficial owner if the Holder or beneficial owner is a partnership or corporation) (1) being or having been present in, or engaged in a trade or business in the Taxing Jurisdiction, (2) being treated as having been present in, or engaged in a trade or business in the Taxing Jurisdiction, or (3) having or having had a permanent establishment in the Taxing Jurisdiction; or
  - (c) are payable, imposed, or withheld solely by reason of a Holder or beneficial owner (or a fiduciary, settlor, beneficiary or person holding a power over such Holder or beneficial owner, if the Holder or beneficial owner is an estate or trust, or a member or shareholder of the Holder or beneficial owner if the Holder or beneficial owner is a partnership or corporation) being or having been for U.S. federal income tax purposes a personal holding company, a controlled foreign corporation, a passive foreign investment company or a foreign private foundation or other foreign tax-exempt organization, or being a corporation that accumulates earnings to avoid United States federal income tax; or
  - (d) are payable by, withheld for, or imposed on a Holder or beneficial owner that (1) actually or constructively owns 10% or more of the total combined voting power of all of the Guarantor's classes of stock that are entitled to vote within the meaning of Section 871(h)(3) of the United States Internal Revenue Code of 1986, as amended (the **Code**), (2) is a controlled foreign corporation that is related to the Guarantor within the meaning of Section 864(d)(4) of the Code or (3) is a bank receiving interest described in Section 881(c)(3)(A) of the Code;
  - (e) are payable by any method other than withholding or deduction by the Issuer or its paying agent from payments in respects of the Bonds; or
  - (f) are payable, imposed, or withheld by reason of the application of any gift, estate, inheritance, sales, transfer, value added, personal property or excise tax or any similar tax, assessment or other governmental charge; or
  - (g) are required to be withheld by any paying agent from any payment in respect of the Bonds if such payment can be made without such withholding by at least one other paying agent for the Bonds; or
  - (h) are payable, imposed, or withheld by reason of a change in law, treaty, regulation, or administrative or judicial interpretation of the Taxing Jurisdiction that becomes effective more than 15 days after the payment becomes due or is duly provided for, whichever occurs later, provided that the Issuer has timely made the payment to the Swiss Paying Agent; or
-

- (i) are payable, imposed, or withheld as a result of the failure of the Holder or beneficial owner (or any financial institution or other person through which the Holder or beneficial owner holds any notes) to comply with applicable certification, information, documentation or other reporting requirements concerning the nationality, residence, identity or connection with the Taxing Jurisdiction of the Holder or beneficial owner of the Bonds, if such compliance is required by statute or regulation of the Taxing Jurisdiction as a precondition to relief or exemption from such tax, duty, assessment or governmental charge; or
- (j) are payable, imposed, or withheld as a result of the failure of the Holder or beneficial owner to fulfil the statement requirements of, or otherwise meet the conditions for an exemption from withholding under the “portfolio interest exception” set forth in, section 871(h) or section 881(c) of the Code; or
- (k) are any combination of the above.

In addition, the Issuer will not pay Additional Amounts to a Holder of a Bond that is a fiduciary, limited liability company, fiscally transparent entity or a person that is not the beneficial owner of the Bond to the extent that payments to such persons would be includible in the income of the beneficiary or settlor with respect to the fiduciary, a member or partner of the limited liability company or fiscally transparent entity, or a beneficial owner, in either case that would not have been entitled to Additional Amounts had it been the Holder.

Further, the Issuer and the paying agents shall be permitted to withhold or deduct any amounts required by the rules of Code sections 1471 through 1474 (or any amended or successor provisions), any current or future regulations or official interpretations thereof, any agreements entered into pursuant to Section 1471(b) of the Code, pursuant to any intergovernmental agreement between the United States and another jurisdiction relating to such provisions, or pursuant to any agreement between a non-U.S. financial institution and the U.S. Internal Revenue Service contemplated by any of the foregoing (collectively, **FATCA**). The Issuer and the paying agents will have no obligation to pay Additional Amounts or otherwise indemnify a Holder for any amounts required to be deducted or withheld pursuant to FATCA.

#### **7. STATUS OF THE BONDS AND OF THE GUARANTEE**

The Bonds constitute unconditional, unsubordinated and (subject to the negative pledge covenant in Condition 8) unsecured obligations of the Issuer and rank and will rank, without any preference among themselves, *pari passu* with all other present or future unsecured and unsubordinated obligations of the Issuer, save for such preferences as are provided for by any mandatorily applicable provision of law.

The obligations of the Guarantor under the Guarantee constitute unconditional, unsubordinated and (subject to the negative pledge covenant in Condition 8) unsecured obligations of the Guarantor and rank and will rank *pari passu* with all other present or future unsecured and unsubordinated obligations of the Guarantor, save for such preferences as are provided for by any mandatorily applicable provision of law.

#### **8. NEGATIVE PLEDGE**

So long as any of the Bonds remain outstanding, neither the Issuer nor the Guarantor will create or assume any mortgage, pledge or other form of encumbrance or security interest

---

(all of the foregoing being hereinafter referred to as **Liens**) on the whole or any part of its respective present or future property or assets to secure its respective debt or obligations, without making effective provisions whereby the Bonds shall be secured by a mortgage, pledge or other form of encumbrance or security interest equally and ratably with such debt or obligations for as long as such debt or obligations remain secured; provided, however, that this provision shall not apply to:

- (a) Liens existing as of the Closing Date to the extent and in the manner such Liens are in effect on the Closing Date;
- (b) Liens securing the Guarantor's and its Restricted Subsidiaries' obligations under any hedge facility permitted under the Terms and Conditions to be entered into by the Guarantor and its Restricted Subsidiaries;
- (c) Liens securing the Bonds;
- (d) Liens in favour of the Guarantor or a Wholly Owned Restricted Subsidiary of the Guarantor on assets of any Restricted Subsidiary of the Guarantor;
- (e) the creation, extension, renewal or refunding of purchase-money mortgages or liens or other liens to which any property or asset acquired by the Issuer or the Guarantor is subject as of the date of its acquisition by the Issuer or the Guarantor, as the case may be;
- (f) the making of any deposit or pledge to secure public or statutory obligations;
- (g) any deposit or pledge with any governmental agency at any time required by law in order to qualify the Issuer or the Guarantor to conduct its business or any part thereof or in order to entitle it to maintain self-insurance or to obtain the benefits of any law relating to workmen's compensation, unemployment insurance, old age pensions or other social security;
- (h) any deposit or pledge with any court, board, commission or governmental agency as security incident to the proper conduct of any proceeding before it; or
- (i) Permitted Liens.

For the avoidance of doubt, the foregoing does not prevent an affiliate of either the Issuer or the Guarantor from mortgaging, pledging or subjecting to any lien any property or assets, whether or not acquired by such affiliate from the Issuer or Guarantor.

With respect to any Lien securing Indebtedness that was permitted to secure such Indebtedness at the time of the incurrence of such Indebtedness, such Lien shall also be permitted to secure any Increased Amount of such Indebtedness. The "Increased Amount" of any Indebtedness shall mean any increase in the amount of such Indebtedness in connection with any accrual of interest, whether payable in cash or in kind, accretion or amortization of original issue discount, imputed interest, the payment of interest in the form of additional Indebtedness with the same terms or the payment of dividends in the form of additional shares of the same class, and increases in the amount of Indebtedness outstanding solely as a result of fluctuations in the exchange rate of currencies or increases in the value of property securing Indebtedness.

## **9. CONSOLIDATION, MERGER OR SALE**

---

The Issuer and/or the Guarantor will not consolidate with or merge into any other Person or convey, transfer or lease its properties and assets substantially as an entirety to any Person, and the Issuer and/or the Guarantor will not permit any Person to consolidate with or merge into it or convey, transfer or lease its properties and assets substantially as an entirety to it, unless:

- (a) either:
  - (i) The Issuer and/or the Guarantor is the surviving or continuing corporation; or
  - (ii) in case the Issuer and/or the Guarantor consolidates with or merges into another Person or conveys, transfers or leases its properties and assets substantially as an entirety (meaning, with respect to the Guarantor, the properties and assets on a consolidated basis) to any person, the Person formed by such consolidation or into which the Issuer and/or the Guarantor is merged or the Person which acquires by conveyance or transfer the properties and assets of the Issuer and/or the Guarantor substantially as an entirety expressly assumes, pursuant to documentation in a form reasonably satisfactory to the Holder Representative, the due and punctual payment of the principal of and interest (including all Additional Amounts, if any) on the Bonds and the performance of all obligations under the Terms and Conditions on the part of the Issuer, and/or the performance of all obligations under the Guarantee on the part of the Guarantor, respectively;
- (b) immediately after the effective date of such transaction, no Event of Default will have occurred and be continuing;
- (c) the Issuer or the Guarantor will have delivered to the Holder Representative an officers' certificate and an opinion of counsel of recognized standing each stating that such consolidation, merger, conveyance or transfer and such documentation referred to in paragraph (a) above comply with this Condition 9 and that all conditions precedent in the Terms and Conditions relating to such transaction have been complied with; and
- (d) if, as a result of any such consolidation or merger or such conveyance, transfer or lease, properties or assets of the Issuer and/or Guarantor would become subject to any Liens which would not be permitted under Condition 8 without equally and ratably securing the Bonds or the property or assets of the Guarantor as provided in Condition 8, or the Issuer or such successor corporation or Person, or the Guarantor, as the case may be, will take such steps as will be necessary to secure the Bonds equally and ratably with all Indebtedness secured thereby pursuant to Condition 8.

The Issuer and/or the Guarantor may merge with (x) any of its Wholly Owned Restricted Subsidiaries or (y) an affiliate that is a Person that has no material assets or liabilities and which was organized solely for the purpose of reorganizing the Issuer and/or the Guarantor in another jurisdiction.

---



In case of any such consolidation or merger, or any conveyance, or transfer or lease of the properties and assets of the Issuer and/or the Guarantor substantially as an entirety in accordance with the foregoing provisions of Condition 8, the successor Person formed by such consolidation or into which the Issuer and/or the Guarantor is merged or to which such conveyance or transfer is made may succeed to, and be substituted for, and will exercise every right and power of, the Issuer or the Guarantor under the Bonds with the same effect as if such successor Person had issued or unconditionally and irrevocably guaranteed the Bonds. Upon the assumption of its obligations by any such successor Person in such circumstances (other than in the case of a lease), the Issuer and/or the Guarantor, as the case may be, will be discharged from all obligations under the Bonds and/or the Guarantee, and the Issuer and/or the Guarantor as the predecessor entity may thereupon at any time thereafter be dissolved, wound up, or liquidated.

#### 10. EVENTS OF DEFAULT

If any of the following events (each event an **Event of Default**) shall occur and be continuing, BNPP in its capacity as Holder representative (the **Holder Representative**) has the right but not the obligation on behalf of the Holders, to declare all outstanding Bonds immediately due and repayable at a price equal 100% of the Aggregate Principal Amount of such Bonds plus accrued interest (the **Default Notice**):

- (a) the failure to pay interest on the Bonds when the same becomes due and payable and the default continues for a period of 30 days; or
  - (b) there is a failure by the Issuer to pay principal on any of the Bonds if and when due and payable; or
  - (c) a failure is made in the performance or observance of any material covenant, condition or provision which is to be performed by the Issuer and/or the Guarantor under the Terms and Conditions (other than any covenant, condition or provision the default of which is specifically dealt with elsewhere in this Condition 10) and/or the Guarantee, and (except where the Holder Representative certifies in writing that, in its opinion, such failure is not capable of remedy, as a result of which no such notice or continuation as is mentioned below shall be required) such failure continues for a period of sixty (60) calendar days following the service by the Holder Representative on the Issuer of a notice requiring such failure to be remedied; or
  - (d) (i) the Issuer and/or the Guarantor commences any case or proceeding seeking to have an order for relief entered on its behalf as debtor or to adjudicate it as bankrupt or insolvent or seeking reorganization, liquidation, dissolution, winding-up, arrangement, composition or readjustment of its debts or any other relief under any bankruptcy, insolvency, reorganization, liquidation, dissolution, arrangement, composition, readjustment of debt or other similar act or law of any jurisdiction, domestic or foreign, now or hereafter existing; or (ii) the Issuer applies for a receiver, custodian or trustee (other than any trustee appointed as a mortgagee or secured party in connection with the issuance of Indebtedness for borrowed money of the Issuer) of it or for all or a substantial part of its property; or (iii) the Issuer or the Guarantor makes a general assignment for the benefit of creditors; or (iv) the Issuer or the Guarantor takes any corporate action in furtherance of any of the foregoing; or
-

- (e) an involuntary case or other proceeding commences against the Issuer, the Guarantor or any of its Material Subsidiaries with respect to it or its debts under any bankruptcy, insolvency or other similar law now or hereafter in effect seeking the appointment of a trustee, receiver, liquidator, custodian or similar official of the Issuer, the Guarantor or any of its Material Subsidiaries, or any substantial part of its property; and such case or other proceeding (A) results in the entry of an order for relief or a similar order against it or (B) continues unstayed and in effect for a period of sixty (60) consecutive days; or
- (f) the obligations of the Guarantor under the Guarantee are not (or are claimed by or on behalf of the Guarantor not to be) in full force and effect other than in accordance with the terms of the Guarantee.

The Issuer shall inform the Holder Representative without delay in the event that any Event of Default has occurred and provide the Holder Representative with all necessary documents in connection therewith. The Issuer accepts responsibility for the information contained in those documents.

Upon the occurrence of an Event of Default, the Holder Representative may invite the Holders in accordance with Condition 17 to a Holders' Meeting for the taking of a resolution on the serving of a Default Notice, provided the Holder Representative has not served such Default Notice itself. The legally valid resolution of the Holders' Meeting to serve a Default Notice, shall replace the right reserved by the Holder Representative according to these Terms of the Bonds to serve a Default Notice on behalf of the Holders. If the Holders' Meeting votes against the serving of a Default Notice, the right to serve such Default Notice shall revert to the Holder Representative whereby the Holder Representative shall not be bound by the resolution of the Holders' Meeting if and to the extent that new circumstances arise or become known after the Holders' Meeting and require a revised assessment of the facts.

#### **11. SUBSTITUTION OF THE ISSUER**

The Issuer may at any time be substituted by any company of which all shares carrying voting rights are directly or indirectly held by the Guarantor in respect of all rights and obligations arising under or in connection with the Bonds (the **New Issuer**), provided that:

- (a) the New Issuer is in the opinion of the Holder Representative in a position to fulfil all payment obligations arising from or in connection with the Bonds in CHF without any need to deduct or withhold any non-U.S. taxes or duties at source that were not required prior to the substitution and to transfer without restriction all amounts required to be paid under the Bonds to the Swiss Paying Agent and the interests of the Holders are adequately protected in the reasonable opinion of the Holder Representative;
  - (b) the New Issuer shall not be deemed resident in Switzerland for tax purposes; and
  - (c) the Guarantor has issued an irrevocable and unconditional Guarantee as per Article 111 of the Swiss Federal Code of Obligations in respect of the obligations of the New Issuer under the Bonds and in form and content satisfactory to the Holder Representative.
-

In the event of a substitution of the Issuer, notice of such substitution shall be made as soon as practicable after the Holder Representative has accepted the New Issuer. Any such notice shall be made in accordance with the provisions of Condition 12 below.

In the event of such substitution, any reference in the Terms and Conditions to the Issuer shall be deemed to refer to the New Issuer and any reference to the United States (as far as made in connection with the Issuer) shall be deemed to refer to the country in which the New Issuer has its domicile or is deemed resident for tax purposes, as the case requires.

## 12. NOTICES

So long as the Bonds are listed on SIX Swiss Exchange and so long as the rules of SIX Swiss Exchange so require, all notices in respect of the Bonds, the Issuer (in respect of the Bonds) and/or the Guarantor (in respect of the Bonds) will be validly given through the Swiss Paying Agent on behalf and at the expenses of the Issuer and/or the Guarantor in electronic form on the internet site of SIX Swiss Exchange under the section headed Official Notices (currently: [https://www.six-group.com/en/products-services/the-swiss-stock-exchange/market-data/news-tools/official-notices.html#/\)](https://www.six-group.com/en/products-services/the-swiss-stock-exchange/market-data/news-tools/official-notices.html#/)

## 13. LISTING

Application shall be made for the admission to trading and listing of the Bonds according to the standard for bonds on SIX for the whole duration of the Bonds.

The Issuer will use reasonable endeavors to have the Bonds listed on SIX Swiss Exchange and to maintain such listing as long as any Bonds are outstanding.

The last trading day for the Bonds on the SIX Swiss Exchange is expected to be the day falling two SIX Swiss Exchange trading days prior to the Maturity Date.

## 14. CURRENCY INDEMNITY

If any payment obligation of the Issuer in favour of the Holders under these Terms and Conditions, as the case may be, has to be converted from CHF into a currency other than CHF (to obtain a judgment, execution, or for any other reason), the Issuer undertakes as a separate and independent obligation to indemnify the Holders, as the case may be, for any shortfall caused by fluctuations of the exchange rates applied for such conversion. The rates of exchange to be applied in calculating such shortfall shall be the Swiss Paying Agent's spot rates of exchange prevailing between CHF and the currency other than CHF on the date on which such conversions are necessary.

## 15. GUARANTEE

As security for the Bonds, the Guarantor has issued the following unconditional and irrevocable Guarantee.

*Quote*

### **GUARANTEE**

CHF 300,000,000 2.875 per cent. Bonds due 12 September 2028

(in the meaning of Article 111 of the Swiss Federal Code of Obligations, the **Guarantee**)

dated as of 8 September 2023

---

by  
**Equinix, Inc.**  
One Lagoon Drive  
Redwood City  
California 94065  
United States of America

1. Being informed that Equinix Europe 1 Financing Corporation LLC, a Delaware limited liability company (the **Issuer**), with principal executive office at One Lagoon Drive, Redwood City, California 94065, United States of America, issued and sold 2.875 per cent. Bonds (the **Bonds**) in the aggregate principal amount of CHF 300,000,000 due 12 September 2028, Equinix, Inc., a Delaware corporation, with principal executive office at One Lagoon Drive, Redwood City, California 94065, United States of America (the **Guarantor**), herewith irrevocably and unconditionally guarantees to the holders of the Bonds (the **Holder**s) in accordance with Article 111 of the Swiss Federal Code of Obligations (the **CO**), irrespective of the validity of the Bonds and the Bond Purchase and Paying Agency Agreement (the **Agreement**), and waiving all rights of objection and defence arising from the Bonds and the Agreement, the due payment of the amounts payable by the Issuer under and pursuant to the Terms and Conditions (including, without limitation, any Additional Amount).

Accordingly, the Guarantor agrees to pay to BNP Paribas (Suisse) SA, 2, place de Hollande, 1204 Geneva, Switzerland, in its capacity as Swiss paying agent (the **Swiss Paying Agent**) in respect of the Bonds, on behalf of the Holders, within five (5) calendar days after the receipt by the Guarantor of the Swiss Paying Agent's first written demand for payment and the Swiss Paying Agent's confirmation in writing that an amount has become due and payable under the Bonds which is equivalent to the amount claimed under the Guarantee and has remained unpaid on the due date, any amount up to 110 (one-hundred ten) per cent. of the aggregate principal amount of the Bonds outstanding from time to time, covering principal, interest to the date such payment, any Additional Amounts (if any) and any other amounts in relation to the Bonds (if any) payable by the Issuer under and pursuant to the Terms and Conditions.

2. Upon payment by the Guarantor of any sum under the Guarantee, the Guarantor shall be subrogated to all rights of the Holders against the Issuer in respect of any amounts paid to the Swiss Paying Agent on behalf of the Holders by the Guarantor under the provisions of this Guarantee, provided, however, that the Guarantor shall not be entitled to enforce or receive any payments arising out of, or based upon, such right of subrogation until the principal amount and interests on such Bonds and Additional Amounts, if any, have been paid in full.
  3. All payments in respect of the Bonds by the Guarantor under this Guarantee to the Swiss Paying Agent acting on behalf of the Holders shall be made free and clear of, and without withholding or deduction for, any taxes, duties, assessments or governmental charges of whatever nature imposed, levied, collected, withheld or assessed by or within the United States of America or Switzerland, as the case may be, or any political subdivision thereof or any authority therein or thereof having power to tax, unless such withholding or deduction is required by law.
-

In the event that any payments by or on behalf of the Guarantor to the Swiss Paying Agent shall be made subject to withholding or deduction for any such relevant taxes, duties, assessments or governmental charges so required by law, such additional amounts (the **Additional Amounts**) shall be payable by the Guarantor as may be necessary in order that the net amounts received by the Swiss Paying Agent after such withholding or deduction shall equal the respective amounts which would otherwise have been receivable by the Swiss Paying Agent in respect of the relevant Bonds in the absence of such withholding or deduction. However, no such Additional Amounts shall be payable by the Guarantor to the extent of any taxes, duties or governmental charges which:

- (i) are payable, imposed, or withheld solely by reason of a Holder or beneficial owner (or a fiduciary, settlor, beneficiary or person holding a power over such Holder or beneficial owner, if the Holder or beneficial owner is an estate or trust, or a member or shareholder of the Holder or beneficial owner, if the Holder or beneficial owner is a partnership or corporation) being a United States person for U.S. federal income tax purposes, or having, or having had, some personal or business connection with the Taxing Jurisdiction other than the mere holding of the Bonds, including, without limitation, such Holder or beneficial owner (or such fiduciary, settlor, beneficiary, person holding a power, member or shareholder) being or having been a citizen or resident of the Taxing Jurisdiction or having or having had a fixed place of business therein; or
  - (ii) are payable, imposed, or withheld solely by reason of a Holder or beneficial owner (or a fiduciary, settlor, beneficiary or person holding a power over such Holder or beneficial owner, if the Holder or beneficial owner is an estate or trust, or a member or shareholder of the Holder or beneficial owner, if the Holder or beneficial owner is a partnership or corporation) (1) being or having been present in, or engaged in a trade or business in the Taxing Jurisdiction, (2) being treated as having been present in, or engaged in a trade or business in the Taxing Jurisdiction, or (3) having or having had a permanent establishment in the Taxing Jurisdiction; or
  - (iii) are payable, imposed, or withheld solely by reason of a Holder or beneficial owner (or a fiduciary, settlor, beneficiary or person holding a power over such Holder or beneficial owner, if the Holder or beneficial owner is an estate or trust, or a member or shareholder of the Holder or beneficial owner, if the Holder or beneficial owner is a partnership or corporation) being or having been for U.S. federal income tax purposes a personal holding company, a controlled foreign corporation, a passive foreign investment company or a foreign private foundation or other foreign tax-exempt organization, or being a corporation that accumulates earnings to avoid United States federal income tax; or
  - (iv) are payable by, withheld for, or imposed on a Holder or beneficial owner that (1) actually or constructively owns 10% or more of the total combined voting power of all of the Guarantor's classes of stock that are entitled to vote within the meaning of Section 871(h)(3) of the United States Internal
-

Revenue Code of 1986, as amended (the **Code**), (2) is a controlled foreign corporation that is related to the Guarantor within the meaning of Section 864(d)(4) of the Code or (3) is a bank receiving interest described in Section 881(c)(3)(A) of the Code; or

- (v) are payable by any method other than withholding or deduction by the Guarantor or any paying agent from payments in respects of the Bonds; or
- (vi) are payable, imposed, or withheld by reason of the application of any gift, estate, inheritance, sales, transfer, value added, personal property or excise tax or any similar tax, assessment or other governmental charge; or
- (vii) are required to be withheld by any paying agent from any payment in respect of the Bonds if such payment can be made without such withholding by at least one other paying agent for the Bonds; or
- (viii) are payable, imposed, or withheld by reason of a change in law, treaty, regulation, or administrative or judicial interpretation of the Taxing Jurisdiction that becomes effective more than 15 calendar days after the payment becomes due or is duly provided for, whichever occurs later, provided that the Guarantor has timely made the payment to the Swiss Paying Agent; or
- (ix) are payable, imposed, or withheld as a result of the failure of the Holder or beneficial owner (or any financial institution or other person through which the Holder or beneficial owner holds any notes) to comply with applicable certification, information, documentation or other reporting requirements concerning the nationality, residence, identity or connection with the Taxing Jurisdiction of the Holder or beneficial owner of the Bonds, if such compliance is required by statute or regulation of the Taxing Jurisdiction as a precondition to relief or exemption from such tax, duty, assessment or governmental charge; or
- (x) are payable, imposed, or withheld as a result of the failure of the Holder to fulfil the statement requirements of, or otherwise meet the conditions for an exemption from withholding under the “portfolio interest exception” set forth in, section 871(h) or section 881(c) of the Code; or
- (xi) are any combination of the above.

In addition, the Guarantor will not pay Additional Amounts to a Holder of a Bond that is a fiduciary, limited liability company, fiscally transparent entity or a person that is not the beneficial owner of the Bond to the extent that payments to such persons would be includible in the income of the beneficiary or settlor with respect to the fiduciary, a member or partner of the limited liability company or fiscally transparent entity, or a beneficial owner, in either case that would not have been entitled to Additional Amounts had it been the Holder.

Further, the Guarantor and the paying agents shall be permitted to withhold or deduct any amounts required by the rules of Code sections 1471 through 1474 (or any amended or successor provisions), any current or future regulations or official interpretations thereof, any agreements entered into pursuant to Section 1471(b) of the Code, pursuant to any

---

intergovernmental agreement between the United States and another jurisdiction relating to such provisions, or pursuant to any agreement between a non-U.S. financial institution and the U.S. Internal Revenue Service contemplated by either of the foregoing (collectively, **FATCA**). The Guarantor and the paying agents will have no obligation to pay Additional Amounts or otherwise indemnify a Holder for any amounts required to be deducted or withheld pursuant to FATCA.

As used herein, the term "**Taxing Jurisdiction**" means the United States or any political subdivision or taxing authority thereof.

4. The obligations of the Guarantor under the Guarantee constitute unconditional, unsubordinated and (subject to the negative pledge covenant pursuant to the Terms and Conditions) unsecured obligations of the Guarantor and rank and will rank *pari passu* with all other present or future unsecured and unsubordinated obligations of the Guarantor, save for such preferences as are provided for by any mandatorily applicable provision of law.
5. Payments under the Guarantee shall be made in Swiss francs as determined in the written demand of the Swiss Paying Agent to the Guarantor. The Guarantor undertakes to pay to the Swiss Paying Agent in respect of the Bonds on behalf of the Holders without costs to be borne by the Swiss Paying Agent, and, unless otherwise provided for by applicable law, without any restrictions and whatever the circumstances may be, irrespective of nationality, residence or domicile of the Holders and without requiring any affidavit or the fulfilment of any other formality, any sums due pursuant to the Guarantee in freely disposable Swiss francs.

The receipt by the Swiss Paying Agent of funds in Swiss francs in Switzerland from the Guarantor shall release the Guarantor from its obligations under this Guarantee to the extent of the amounts received by the Swiss Paying Agent.

Any transfer tax which might possibly be imposed on the transfer of such funds to the Swiss Paying Agent shall be borne by the Guarantor.

6. The Guarantee shall give rise to a separate and independent cause of action of the Swiss Paying Agent acting on behalf of the Holders against the Guarantor and shall apply irrespective of any indulgence granted to the Issuer by the Swiss Paying Agent or any Holders from time to time and shall continue in full force and effect notwithstanding any judgment or order against the Issuer and/or the Guarantor.
  7. Notwithstanding any reference herein to the Bonds and the Agreement, the Guarantor hereby acknowledges and agrees that this Guarantee and the Guarantor's obligations under this Guarantee shall constitute separate, independent, primary and non-accessory guarantee obligations of the Guarantor within the meaning of Article 111 of the CO and not a mere surety within the meaning of Articles 492 et seq. of the CO and will, in particular, not be affected or discharged by reason of any time or other indulgence granted by the Joint Lead Managers (as defined in the Terms and Conditions) or the Holders or the winding-up, insolvency or reorganisation of the Issuer. This Guarantee and the Guarantor's obligations under this Guarantee shall in particular be independent from the legal validity and enforceability of the Holders' claims under the Bonds and the Guarantor hereby waives all rights of objection and defence arising from the Bonds and the Agreement (other than payment by the Guarantor hereunder).
-

8. The maximum amount of the Guarantee will be reduced by and to the extent of any payment received by the Swiss Paying Agent on behalf of the Holders hereunder or from the Issuer under the Bonds. The Guarantee shall remain in full force and effect as long as any amount payable under the Bonds remains unpaid.
9. The Guarantee is governed by and shall be construed in accordance with the substantive laws of Switzerland.
10. Any dispute regarding the Guarantee shall be settled in accordance with Swiss law and falls within the exclusive jurisdiction of the ordinary courts of the Canton of Geneva, Switzerland, the place of jurisdiction being the City of Geneva. The Guarantor designates Equinix (Switzerland) GmbH as its representative for service of judicial documents pursuant to Article 140 of the Swiss Rules of Civil Procedure (*Schweizerische Zivilprozessordnung*), and elects as special domicile pursuant to Article 50 of the Swiss Act on Debt Enforcement and Bankruptcy (*Schweizerisches Bundesgesetz über Schuldbetreibung und Konkurs*) the registered office of Equinix (Switzerland) GmbH at Josefstrasse 225, 8005 Zurich, Switzerland.
11. Terms and expressions not otherwise defined in the Guarantee shall have the same meaning as defined in the Agreement and the Terms and Conditions.

*Unquote*

The Swiss Paying Agent undertakes to call on the Guarantee and to claim from the Guarantor pursuant to the Guarantee any unpaid amount by the Issuer. Upon receipt, the Swiss Paying Agent undertakes to forward such amount to the Holders, waiving all rights of set off with respect to such Holders. The Swiss Paying Agent is, however, entitled to deduct from the received amount all costs and expenses related to the collection of said amount, including court fees and legal fees.

**16. GOVERNING LAW AND JURISDICTION**

The Terms and Conditions of the Bonds, the Permanent Global Certificate, the Bonds and the Guarantee shall in every respect (including without limitation questions of form, content and interpretation) be subject to and governed by substantive Swiss law (i.e., without regard to the principles of conflict of laws), it being understood that Articles 1157 et seqq. of the Swiss Federal Code of Obligations will not apply.

Any dispute which may arise between the Holders on the one hand and the Issuer and/or the Guarantor on the other hand, regarding the Terms and Conditions of the Bonds, the Permanent Global Certificate, the Bonds and the Guarantee shall be settled in accordance with Swiss law and fall with the exclusive jurisdiction of the ordinary courts of the Canton of Geneva, Switzerland, the place of jurisdiction being the City of Geneva.

Each the Issuer and the Guarantor designates Equinix (Switzerland) GmbH as its representative for service of judicial documents pursuant to Article 140 of the Swiss Rules of Civil Procedure (*Schweizerische Zivilprozessordnung*), and elects as special domicile pursuant to Article 50 of the Swiss Act on Debt Enforcement and Bankruptcy (*Schweizerisches Bundesgesetz über Schuldbetreibung und Konkurs*) the registered office of Equinix (Switzerland) GmbH at Josefstrasse 225, 8005 Zurich, Switzerland.

The above-mentioned jurisdiction is also exclusively valid for the declaration of cancellation of Bonds.

---



## 17. HOLDERS' MEETING

- (a) The Holder Representative, the Issuer and/or the Guarantor may at any time convene a meeting of the Holders (a **Holders' Meeting**).

The Holders who wish that a Holders' Meeting should be convened and who represent at least 10 (ten) per cent. of the aggregate principal amount of the Bonds then outstanding and who are entitled to participate and to vote in accordance with paragraphs (f) and (h) below may at any time require the Holder Representative to convene a Holders' Meeting which shall convene such a meeting as soon as commercially possible upon receipt of such request.

- (b) The costs for such Holders' Meeting shall be borne by the Issuer or, in the case the Issuer is prohibited by law to pay these costs, by the Holders convening such meeting (each of these Holders shall bear such costs in relation to its respective holding of Bonds at the time of such Holder request to the Holder Representative to convene a Holders' Meeting).
- (c) A Holders' Meeting may consider any matter affecting the interests of the Holders (other than matters on which the Holder Representative has previously exercised its rights contained in Condition 10 above and Condition 18 below), including the declaration of the occurrence of an Event of Default or any modification of, or arrangement in respect of, the Terms and Conditions.
- (d) Notice convening a Holders' Meeting shall be given at least 21 (twenty-one) days prior to the proposed date thereof. Such notice shall be given by way of one announcement in accordance with Condition 12 above, at the expense of the Issuer. It shall state generally the nature of the business to be transacted at such meeting. If an Extraordinary Resolution is being proposed, the wording of the proposed resolution or resolutions shall be indicated. The notice shall specify the day, hour and place of the meeting and also the formal requirements referred to in paragraph (f) below. The Issuer and the Holder Representative will make a copy of such notice available for inspection by the Holders during normal business hours at each of their respective head offices.

Notice of any resolution passed at a Holders' Meeting will be published by the Holder Representative on behalf and at the expense of the Issuer in compliance with Condition 12 above not less than 10 (ten) days after the date of such Holders' Meeting. Any failure to publish such notice shall not invalidate such resolution.

- (e) All Holders' Meetings shall be held in Geneva, Switzerland. A chairman (the **Chairman**) shall be nominated by the Holder Representative in writing. If no person has been so nominated or if the nominated person shall not be present at the Holders' Meeting within 30 (thirty) minutes after the time fixed for holding the meeting, the Holders present shall choose the Chairman.

The Chairman shall lead and preside over the Holders' Meeting. One of the Chairman's duties shall be to determine the presence of persons entitled to vote and to inquire if the necessary quorum (as set forth below) is present. He shall instruct the Holders as to the procedure of the Holders' Meeting and the

---

resolutions to be considered. He shall sign the minutes referred to in paragraph (l) below.

In the event that an equal number of votes are cast in favor of and opposing a resolution so that no majority is reached, the Chairman shall have a casting vote.

A declaration by the Chairman that a resolution has been passed or supported by a particular majority in accordance with paragraphs (g) and (i) below or lost or not supported by a particular majority in accordance with paragraphs (g) and (i) below shall be conclusive evidence of the fact without proof of the number or proportion of the votes recorded in favour of or against such resolution.

- (f) Each person who produces one or more Bonds or a certificate by a bank in respect of such Bond relating to that Holders' Meeting is entitled to attend the Holders Meeting and to vote on the resolutions proposed at such Holders' Meeting. Bank certificates shall be dated before the date of the Holders' Meeting and confirm that the relevant Bond(s) is (are) deposited with that bank and will remain deposited with it until and including the date of the Holders' Meeting and that it has not issued any other such certificate with respect to such Bond(s).
- (g) The presence quorum necessary in order to vote on resolutions proposed at a Holders' Meeting shall be persons entitled under paragraph (f) above and (h) below holding or representing in the aggregate the following percentages (or more) of the aggregate principal amount of all outstanding Bonds:

each Ordinary Resolution: 25 per cent.

each Extraordinary Resolution: 66 per cent.

The terms "Ordinary Resolution" and "Extraordinary Resolution" will be defined below.

If within 30 (thirty) minutes after the time appointed for any Holders' Meeting a sufficient quorum is not present, the meeting shall, if convened upon the request of the Holders, be dissolved.

In any other case, the meeting shall stand adjourned for such period being not less than 14 (fourteen) days nor more than 28 (twenty-eight) days, and at such place, day and hour as may be designated by the Holder Representative. At such adjourned Holders' Meeting, the quorum necessary in order to vote on resolutions proposed shall be persons entitled under paragraph (f) above and (h) below holding or representing in the aggregate the following percentages (or more) of the aggregate principal amount of all outstanding Bonds:

Ordinary Resolution: 10 per cent.

Extraordinary Resolution: 33 per cent.

- (h) In case the relevant quorum for such adjourned Holders' Meeting cannot be achieved, the provisions set out in paragraph (m) below shall be applicable. Holders' voting rights shall be determined according to the principal amount of outstanding Bonds held. Each CHF 5'000 principal amount gives right to one vote.
-

Bonds held by or on behalf of the Issuer and/or the Guarantor or any other natural person or legal entity,

- (aa) which directly or indirectly owns or controls more than 50 (fifty) per cent. of the equity share capital of the Issuer and/or the Guarantor, or
- (bb) of which in the case of a legal entity more than 50 (fifty) per cent. of the equity share capital is directly or indirectly controlled by the Issuer and/or the Guarantor, or
- (cc) where the Issuer and/or the Guarantor is in a position to exercise, directly or indirectly, control over the decisions or actions of such natural person or legal entity or representative thereof, irrespective of whether or not the latter is affiliated to the Issuer and/or the Guarantor,

shall not be entitled to vote at such Holders' Meeting.

- (i) A resolution shall be validly passed if approved by the following percentages (or more) of votes cast at a duly convened Holders' Meeting held in accordance with this Condition 17:

each Ordinary Resolution: 51 per cent. of the quorum described in paragraph (g) above

each Extraordinary Resolution: 66 per cent. of the quorum described in paragraph (g) above.

Every proposal submitted to a Holders' Meeting shall be decided upon a poll.

- (j) Any resolution which is not an Extraordinary Resolution in accordance with paragraph (k) below shall be deemed to be an ordinary resolution (each an **Ordinary Resolution**).
- (k) An extraordinary resolution shall be necessary to decide on the following matters at a Holders' Meeting (each an **Extraordinary Resolution**):
- to postpone the maturity beyond the Stated Maturity of the principal of any Bond; or
  - to change the amount of principal payable on any Bond; or
  - to change the date of interest payment on any Bond; or
  - to change the rate of interest or the method of computation of interest on any Bond; or
  - to change any provision for payment contained in the Terms and Conditions or the place or the currency of repayment of the principal of any Bond or interest on any Bond; or
  - to amend or modify or waive the whole or any parts of Conditions 3, 7, 10 above or paragraphs (f), (g), (h), (i) or (k) of this Condition 17; or
  - to create unequal treatment between Holders of the same class of an issue; or
  - to convert the Bonds into equity; or
-

- to change the choice of law and the jurisdiction clause contained in Condition 16 above.

The above mentioned list of issues for which an Extraordinary Resolution shall be necessary is exclusive.

- (l) Subject to paragraph (n) below, any resolution approved at a Holders' Meeting held in accordance with this Condition 17 shall be conclusive and binding on the Issuer and the Guarantor and on all present and future Holders, whether present at such Holders' Meeting or not, regardless if such Holders have approved such resolution.

Minutes of all resolutions and proceedings at a Holders' Meeting shall be made and signed by the Chairman pursuant to paragraph (e) above.

- (m) If no Holder or an insufficient number of Holders shall attend a Holders' Meeting (or adjourned Holders' Meeting as the case may be), the right to decide on the early repayment of the Bonds or any other measures to protect the interests of the Holders shall revert to the absolute discretion of the Holder Representative. Subject to paragraph (n) below, any such decision of the Holder Representative shall be final and binding upon the Issuer and the Holders. Notice of any such decision shall be published in accordance with Condition 12 above.

- (n) The Holders shall not be entitled to any improvement of their position vis-à-vis the Issuer or the Guarantor pursuant to a resolution approved at a Holders' Meeting without prior written approval of the Issuer or, as the case may be, the Guarantor. Any resolution approved at a Holders' Meeting as well as any resolution based on paragraph (m) above in the discretion of the Holder Representative which increases the obligations of the Issuer under the Terms and Conditions shall become effective only after written approval of the Issuer and the Guarantor.

## **18. AMENDMENT TO THE TERMS AND CONDITIONS**

The Terms and Conditions may be amended from time to time by agreement between the Issuer, the Guarantor and the Holder Representative, acting on behalf of and with effect for all present and future Holders, provided that in the sole opinion of the Holder Representative such amendment is of a formal, minor or technical nature, or is made to correct a manifest error, or is not materially prejudicial to the interests of the Holders. Notice of any such amendment shall be published as per Condition 12 above.

Any such amendment shall be binding on the Issuer, the Guarantor, the Holder Representative, the Swiss Paying Agent and the Holders in accordance with its terms.

## **19. ROLE OF BNPP**

BNPP has been appointed by the Issuer as Swiss Paying Agent and as the listing agent with respect to the Bonds and it will or may also act on behalf of or for the benefit of the Holders as Holder Representative, but only in such cases stated explicitly in these Terms and Conditions. In any other cases, the Holder Representative is not obliged to take or to consider any actions on behalf of or for the benefit of the Holders.

## **20. SEVERABILITY**

---

If at any time any one or more of the provisions of the Terms and Conditions is or becomes unlawful, invalid, illegal or unenforceable in any respect under any law, the validity, legality and enforceability of the remaining provisions shall not be in any way affected or impaired thereby.

## 21. DEFINITIONS

Capitalized terms used herein shall be defined as follows:

**Acquired Indebtedness** means Indebtedness of a Person or any of its subsidiaries existing at the time such Person becomes a Restricted Subsidiary of the Guarantor or at the time it merges or consolidates with or into the Issuer, Guarantor or any affiliate or subsidiary or that is assumed in connection with the acquisition of assets.

**Additional Amounts** has the meaning given to it in Condition 6.

**Aggregate Principal Amount** has the meaning ascribed to such term in Condition 1(a).

**ASC** means FASB Accounting Standards Codification.

**Asset Acquisition** means (1) an investment by the Guarantor or any Restricted Subsidiary of the Guarantor in any other Person pursuant to which such Person shall become a Restricted Subsidiary of the Guarantor or any Restricted Subsidiary of the Guarantor, or shall be merged with or into the Guarantor or any Restricted Subsidiary of the Guarantor, or (2) the acquisition by the Guarantor or any Restricted Subsidiary of the Guarantor of the assets of any Person (other than a Restricted Subsidiary of the Guarantor) that constitute all or substantially all of the assets of such Person or comprises any division or line of business of such Person or any other properties or assets of such Person other than in the ordinary course of business.

**BNPP** has the meaning given to it in the Preamble.

**Bonds** has the meaning given to it in the Preamble.

**Business Day** means a day on which commercial banks are open for domestic business and foreign exchange (including dealings in CHF) in Zurich, Geneva, London and in New York City, USA.

**Capital Stock** means

- (1) with respect to any Person that is a corporation, any and all shares, interests, participations or other equivalents (however designated and whether or not voting) of corporate stock, including each class of Common Stock and Preferred Stock of such Person, and all options, warrants or other rights to purchase or acquire any of the foregoing; and
- (2) with respect to any Person that is not a corporation, any and all partnership, membership or other equity interests of such Person, and all options, warrants or other rights to purchase or acquire any of the foregoing.

**Capitalized Lease Obligation** means, as to any Person, the obligations of such Person under a lease that are required to be classified and accounted for as capital lease obligations under GAAP and, for purposes of this definition, the amount of such obligations at any date shall be the capitalized amount of such obligations at such date, determined in accordance with GAAP.

---

**Change of Control** means the occurrence of one or more of the following events:

- (1) any sale, lease, exchange or other transfer (in one transaction or a series of related transactions) of all or substantially all of the assets of the Guarantor to any Person or group of related Persons for purposes of Section 13(d) of the U.S. Securities Exchange Act of 1934, as amended (a **Group**), together with any affiliates thereof (whether or not otherwise in compliance with the provisions hereof);
- (2) the approval by the holders of Capital Stock of the Guarantor of any plan or proposal for the liquidation or dissolution of the Guarantor (whether or not otherwise in compliance with the provisions hereof); or
- (3) any Person or Group shall become the owner, directly or indirectly, beneficially or of record, of shares representing more than 50% of the aggregate ordinary voting power represented by the issued and outstanding Capital Stock of the Guarantor.

For the purposes of this definition, all or substantially all of the assets shall be interpreted under the laws of the State of New York, USA.

**CHF** has the meaning given to it in the Preamble.

**Closing Date** has the meaning given to it in Condition 2.

**Code** has the meaning given to it in Condition 6(d).

**Common Stock** of any Person means any and all shares, interests or other participations in, and other equivalents (however designated and whether voting or non-voting) of such Person's common stock, whether outstanding on the Closing Date or issued after the Closing Date, and includes, without limitation, all series and classes of such common stock.

**Condition** has the meaning given to it in the Preamble.

**Consolidated Depreciation, Amortization and Accretion Expense** means with respect to any Person for any period, the total amount of depreciation and amortization (including amortization of goodwill and other intangibles but excluding amortization of prepaid cash expenses that were paid in a prior period) and accretion expense, including the amortization of deferred financing fees or costs of such Person and its Restricted Subsidiaries for such period, on a consolidated basis and otherwise determined in accordance with GAAP.

**Consolidated EBITDA** means, with respect to any Person for any period, the Consolidated Net Income of such Person for such period:

- (a) increased (without duplication) by the following, in each case to the extent deducted in determining Consolidated Net Income for such period:
  - (1) provision for taxes based on income or profits or capital, including, without limitation, federal, state, franchise and similar taxes and foreign withholding taxes (including any levy, impost, deduction, charge, rate, duty, compulsory loan or withholding which is levied or imposed by a governmental agency, and any related interest, penalty, charge, fee or other amount) of such Person paid or accrued during such period deducted (and not added back) in computing Consolidated Net Income; plus

- (2) Consolidated Interest Expense of such Person for such period to the extent the same were deducted (and not added back) in calculating such Consolidated Net Income; plus
  - (3) Consolidated Depreciation, Amortization and Accretion Expense of such Person for such period to the extent that the same were deducted (and not added back) in computing Consolidated Net Income; plus
  - (4) any expenses or charges (other than depreciation or amortization expense) related to any Equity Offering or the incurrence of Indebtedness permitted to be incurred in accordance with the Terms and Conditions (including a refinancing thereof) (whether or not successful), in each case, deducted (and not added back) in computing Consolidated Net Income; plus
  - (5) any other Non-cash Charges, including any provisions, provision increases, write-offs or write-downs reducing Consolidated Net Income for such period (provided that if any such Non-cash Charges represent an accrual or reserve for potential cash items in any future period, the cash payment in respect thereof in such future period shall be subtracted from Consolidated EBITDA to such extent), and excluding amortization of a prepaid cash item that was paid in a prior period; plus
  - (6) any costs or expenses incurred by the Guarantor or a Restricted Subsidiary pursuant to any management equity plan or stock option plan or any other management or employee benefit plan or agreement or any stock subscription or stockholder agreement, to the extent that such cost or expenses are funded with cash proceeds contributed to the capital of the Guarantor or net cash proceeds of an issuance of Equity Interest of the Guarantor (other than Disqualified Capital Stock); plus
  - (7) cash receipts (or any netting arrangements resulting in reduced cash expenditures) not representing Consolidated EBITDA or Consolidated Net Income in any period to the extent non-cash gains relating to such income were deducted in the calculation of Consolidated EBITDA pursuant to clause (b) below for any previous period and not added back; plus
  - (8) any net loss from disposed or discontinued operations; plus
  - (9) any net unrealized loss (after any offset) resulting in such period from obligations under any Currency Agreements and the application of ASC 815; provided that to the extent any such Currency Agreement relates to items included in the preparation of the income statement (as opposed to the balance sheet, as reasonably determined by the Guarantor), the realized loss on a Currency Agreement shall be included to the extent the amount of such hedge gain or loss was excluded in a prior period; plus
  - (10) any net unrealized loss (after any offset) resulting in such period from (A) currency translation or exchange losses including those (x) related to currency remeasurements of Indebtedness and (y) resulting from hedge agreements for currency exchange risk and (B) changes in the fair value of Indebtedness resulting from changes in interest rates; plus
-

- (11) the amount of any minority interest expense (less the amount of any cash dividends paid in such period to holders of such minority interests); plus
  - (12) the amount of any costs and expenses associated with the actions taken by the Guarantor and its subsidiaries in connection with the Guarantor's qualification as a real estate investment trust as defined and taxed under Sections 856-860 of the United States Internal Revenue Code; and
- (b) decreased (without duplication) by the following, in each case to the extent included in determining Consolidated Net Income for such period:
- (1) non-cash gains increasing Consolidated Net Income of such Person for such period, excluding any non-cash gains to the extent they represent the reversal of an accrual or reserve for a potential cash item that reduced Consolidated EBITDA in any prior period and any non-cash gains with respect to cash actually received in a prior period so long as such cash did not increase Consolidated EBITDA in such prior period;
  - (2) any net gain from disposed or discontinued operations;
  - (3) any net unrealized gain (after any offset) resulting in such period from obligations under any Currency Agreements and the application of ASC 815; provided that to the extent any such Currency Agreement relates to items included in the preparation of the income statement (as opposed to the balance sheet, as reasonably determined by the Guarantor), the realized gain on a Currency Agreement shall be included to the extent the amount of such hedge gain or loss was excluded in a prior period; plus
  - (4) any net unrealized gains (after any offset) resulting in such period from (A) currency translation or exchange gains including those (x) related to currency remeasurements of Indebtedness and (y) resulting from hedge agreements for currency exchange risk and (B) changes in the fair value of Indebtedness resulting from changes in interest rates.

For purposes of this definition, calculations shall be done after giving effect on a pro forma basis for the period of such calculation to:

- (1) the incurrence or repayment of any Indebtedness or the designation or elimination (including by de-designation) of any Designated Revolving Commitments of such Person or any of its Restricted Subsidiaries (and the application of the proceeds thereof) giving rise to the need to make such calculation and any incurrence or repayment of other Indebtedness (and the application of the proceeds thereof), other than the incurrence or repayment of Indebtedness in the ordinary course of business for working capital purposes pursuant to working capital facilities, occurring during the Four Quarter Period or at any time subsequent to the last day of the Four Quarter Period and on or prior to the Transaction Date, as if such incurrence or repayment of Indebtedness or designation or elimination (including by de-designation) of Designated Revolving Commitments, as the case may be (and the application of the proceeds thereof), occurred on the first day of the Four Quarter Period (and in the case of Designated Revolving Commitments, as if Indebtedness in the full amount of any
-



undrawn Designated Revolving Commitments had been incurred throughout such period); and

- (2) any asset sales or other dispositions or Asset Acquisitions (including, without limitation, any Asset Acquisition giving rise to the need to make such calculation as a result of such Person or one of its Restricted Subsidiaries (including any Person who becomes a Restricted Subsidiary as a result of the Asset Acquisition) incurring, assuming or otherwise being liable for Acquired Indebtedness and also including any Consolidated EBITDA (including any pro forma expense and cost reductions calculated on a basis consistent with Regulation S-X promulgated under the U.S. Securities Exchange Act of 1934, as amended) attributable to the assets which are the subject of the Asset Acquisition or asset sale or other disposition during the Four Quarter Period) occurring during the Four Quarter Period or at any time subsequent to the last day of the Four Quarter Period and on or prior to the Transaction Date, as if such asset sale or other disposition or Asset Acquisition (including the incurrence, assumption or liability for any such Acquired Indebtedness) occurred on the first day of the Four Quarter Period. If such Person or any of its Restricted Subsidiaries directly or indirectly guarantees Indebtedness of a third Person, the preceding sentence shall give effect to the incurrence of such guaranteed Indebtedness as if such Person or any Restricted Subsidiary of such Person had directly incurred or otherwise assumed such guaranteed Indebtedness.

**Consolidated Interest Expense** means, with respect to any Person for any period, the sum of, without duplication:

- (1) the aggregate of the interest expense of such Person and its Restricted Subsidiaries for such period determined on a consolidated basis in accordance with GAAP, including without limitation: (a) any amortization of debt discount and the amortization or write-off of deferred financing costs, including commitment fees; (b) the net costs under Interest Swap Obligations; (c) all capitalized interest; (d) non-cash interest expense (other than non-cash interest on any convertible or exchangeable debt issued by the Guarantor that exists by virtue of the bifurcation of the debt and equity components of such convertible or exchangeable notes and the application of ASC 470-20 (or related accounting pronouncement(s))); (e) commissions, discounts and other fees and charges owed with respect to letters of credit and banker's acceptance financing; (f) dividends with respect to Disqualified Capital Stock; (g) dividends with respect to Preferred Stock of Restricted Subsidiaries of such Person; (h) imputed interest with respect to Sale and Leaseback Transactions; and (i) the interest portion of any deferred payment obligation; plus
  - (2) the interest component of Capitalized Lease Obligations paid, accrued and/or scheduled to be paid or accrued by such Person and its Restricted Subsidiaries during such period as determined on a consolidated basis in accordance with GAAP; less
  - (3) interest income for such period.
-

**Consolidated Net Income** means, with respect to any Person, for any period, the aggregate net income (or loss) of such Person and its Restricted Subsidiaries for such period on a consolidated basis, determined in accordance with GAAP; provided that there shall be excluded therefrom (without duplication):

- (1) any after tax effect of extraordinary, non-recurring or unusual gains or losses (including all fees and expenses relating thereto) or expenses;
  - (2) any net after tax gains or losses on disposal of disposed, abandoned or discontinued operations;
  - (3) any after tax effect of gains or losses (including all fees and expenses relating thereto) attributable to sale, transfer, license, lease or other disposition of assets or abandonments or the sale, transfer or other disposition of any Equity Interest of any Person other than in the normal course of business;
  - (4) the net income for such period of any Person that is not a subsidiary, or is an Unrestricted Subsidiary, or that is accounted for by the equity method of accounting, except to the extent of cash dividends or distributions paid to the Guarantor or to a Restricted Subsidiary of the Guarantor by such Person;
  - (5) any after tax effect of income (loss) from the early extinguishment of (1) Indebtedness, (2) obligations under any Currency Agreement or (3) other derivative instruments;
  - (6) any impairment charge or asset write-off or write-down, including impairment charges or asset write-offs or write-downs related to intangible assets, long-lived assets, investments in debt and equity securities or as a result of a change in law or regulation, in each case, pursuant to GAAP, and the amortization of intangibles arising pursuant to GAAP;
  - (7) any non-cash compensation charge or expense including any such charge arising from the grants of stock appreciation or similar rights, stock options, restricted stock or other rights;
  - (8) any fees and expenses incurred during such period, or any amortization thereof for such period, in connection with any issuance or repayment of Indebtedness, issuance of Equity Interests, refinancing transaction, amendment or modification of any debt instrument;
  - (9) income or loss attributable to discontinued operations (including, without limitation, operations disposed of during such period whether or not such operations were classified as discontinued);
  - (10) in the case of a successor to the referent Person by consolidation or merger or as a transferee of the referent Person's assets, any earnings of the successor entity prior to such consolidation, merger or transfer of assets;
  - (11) the net income (but not loss) of any Restricted Subsidiary of the referent Person to the extent that the declaration of dividends or similar distributions by that Restricted Subsidiary of that income is restricted by contract, operation of law or otherwise; and
-

(12) acquisition-related costs resulting from the application of ASC 805.

In addition, to the extent not already included in the Consolidated Net Income of such Person and its Restricted Subsidiaries, notwithstanding anything to the contrary in the foregoing, but without duplication, Consolidated Net Income shall include the amount of proceeds received from business interruption insurance and reimbursements of any expenses and charges that are covered by indemnification or other reimbursement provisions in connection with any sale, conveyance, transfer or other disposition of assets permitted under the Terms and Conditions (in each case, whether or not non-recurring).

**Currency Agreement** means any foreign exchange contract, currency swap agreement or other similar agreement or arrangement designed to protect the Issuer, Guarantor or any affiliates or subsidiaries against fluctuations in currency values.

**Default Notice** has the meaning given to it in Condition 10.

**Designated Revolving Commitments** means the amount or amounts of any commitments to make loans or extend credit on a revolving basis to the Guarantor or any of its Restricted Subsidiaries by any Person other than the Guarantor or any of its Restricted Subsidiaries that has or have been designated by the Guarantor (but only to the extent so designated) as “Designated Revolving Commitments” until such time as the Guarantor subsequently designates the amount or amounts of such commitments as no longer constituting “Designated Revolving Commitments.”

**Disqualified Capital Stock** means that portion of any Capital Stock which, by its terms (or by the terms of any security into which it is convertible or for which it is exchangeable at the option of the holder thereof), or upon the happening of any event (other than an event which would constitute a Change of Control), matures or is mandatorily redeemable pursuant to a sinking fund obligation or otherwise, or is redeemable at the sole option of the holder thereof (except, in each case, upon the occurrence of a Change of Control), in each case, on or prior to the final maturity date of the Bonds.

**Equity Interests** means Capital Stock and all warrants, options or other rights to acquire Capital Stock, but excluding any debt security that is convertible into, or exchangeable for, Capital Stock.

**Equity Offering** means any public or private sale of Common Stock or Preferred Stock of the Guarantor (excluding Disqualified Capital Stock), other than:

- (a) public offerings with respect to the Guarantor’s or any direct or indirect parent company’s common stock registered on FormS-4 or Form S-8 (or similar forms under non-U.S. law);
  - (b) issuances to any subsidiary of the Guarantor;
  - (c) issuances pursuant to the exercise of options or warrants outstanding on the date hereof;
  - (d) issuances upon conversion of securities convertible into Common Stock outstanding on the date hereof;
  - (e) issuances in connection with an acquisition of property in a transaction entered into on an arm’s-length basis; and
-

(f) issuances pursuant to employee stock plans.

**Event of Default** has the meaning given to it in Condition 10.

**Extraordinary Resolution** has the meaning given to it in Condition 17(k).

**FATCA** has the meaning given to it in Condition 6.

**Four Quarter Period** means the period of four full fiscal quarters for which financial statements are available ending prior to the date of the transaction (the **Transaction Date**) giving rise to the need to make such calculation.

**GAAP** means generally accepted accounting principles set forth in the statements and pronouncements of the Financial Accounting Standards Board or in such other statements by such other entity as may be approved by a significant segment of the accounting profession of the United States, which are in effect as of 11 July 2011.

**Guarantee** has the meaning given to it in Condition 15.

**Guarantor** has the meaning given to it in the Preamble.

**Holder** means the persons described in Condition 1(d).

**Holder Representative** has the meaning given to it in Condition 10.

**Holdings' Meeting** has the meaning given to it in Condition 17(a).

**Indebtedness** means, with respect to any Person:

- (1) any liability for borrowed money, or evidenced by an instrument for the payment of money, or incurred in connection with the acquisition of any property, services or assets (including securities), or relating to a Capitalized Lease Obligation, other than accounts payable or any other indebtedness to trade creditors created or assumed by such Person in the ordinary course of business in connection with the obtaining of materials or services;
- (2) obligations under exchange rate contracts or interest rate protection agreements;
- (3) any obligations to reimburse the Issuer of any letter of credit, surety bond, performance bond or other guarantee of contractual performance;
- (4) any liability of another Person of the type referred to in clause (1), (2) or (3) of this definition which has been assumed or guaranteed by such Person; and
- (5) any obligations described in clauses (1) through (3) of this definition secured by any mortgage, pledge, lien or other encumbrance existing on property which is owned or held by such Person, regardless of whether the indebtedness or other obligation secured thereby shall have been assumed by such Person, the amount of such obligation being deemed to be the lesser of the fair market value of such property or the amount of the obligation so secured.

**Interest Payment Date** has the meaning given to it in Condition 2.

---

**Interest Swap Obligations** means the obligations of any Person pursuant to any arrangement with any other Person, whereby, directly or indirectly, such Person is entitled to receive from time to time periodic payments calculated by applying either a floating or a fixed rate of interest on a stated notional amount in exchange for periodic payments made by such other Person calculated by applying a fixed or a floating rate of interest on the same notional amount and shall include, without limitation, interest rate swaps, caps, floors, collars and similar agreements.

**Intermediary** has the meaning given to it in Condition 1(b).

**Issuer** has the meaning given to it in the Preamble.

**Lien** means, with respect to any asset, any mortgage, lien, pledge, charge, security interest or encumbrance of any kind in respect of such asset, whether or not filed, recorded or otherwise perfected under any applicable law.

**Material Subsidiary** shall mean any subsidiary undertaking of the Guarantor included in the Guarantor's consolidated financial statements (i) the assets of which constitute more than 25 per cent. of the Guarantor's consolidated assets and (ii) where the Guarantor owns directly or indirectly more than 50 per cent. of the equity.

**Maturity Date** has the meaning given to it in Condition 3(a).

**New Issuer** has the meaning given to it in Condition 11.

**Non-cash Charges** means, with respect to any Person, (a) losses on asset sales, disposals or abandonments, (b) any impairment charge or asset write-off related to intangible assets, long-lived assets, and investments in debt and equity securities pursuant to GAAP, (c) all losses from investments recorded using the equity method, (d) stock-based awards compensation expense, and (e) other non-cash charges (provided that if any non-cash charges referred to in this clause (e) represent an accrual or reserve for potential cash items in any future period, the cash payment in respect thereof in such future period shall be subtracted from Consolidated EBITDA to such extent, and excluding amortization of a prepaid cash item that was paid in a prior period

**Ordinary Resolution** has the meaning given to it in Condition 17(j).

**Par Call Date** means three months prior to maturity.

**Permanent Global Certificate** has the meaning given to it in Condition 1(b).

**Permitted Liens** means:

- (1) Liens for taxes, assessments or governmental charges or claims either (a) not delinquent or (b) contested in good faith by appropriate proceedings and as to which the Issuer, Guarantor or any subsidiaries and group affiliates shall have set aside on its books such reserves as may be required pursuant to GAAP;
  - (2) statutory Liens of landlords and Liens of carriers, warehousemen, mechanics, suppliers, materialmen, repairmen and other Liens imposed by law incurred in the ordinary course of business for sums not yet delinquent or being contested in good faith, if such reserve or other appropriate provision, if any, as shall be required by GAAP shall have been made in respect thereof;
-

- (3) Liens incurred or deposits made in the ordinary course of business in connection with workers' compensation, unemployment insurance and other types of social security, including any Lien securing letters of credit issued in the ordinary course of business consistent with past practice in connection therewith, or to secure the performance of tenders, statutory obligations, surety and appeal bonds, bids, leases, government contracts, performance and return-of-money bonds and other similar obligations (exclusive of obligations for the payment of borrowed money);
  - (4) judgment Liens not giving rise to an Event of Default so long as such Lien is adequately bonded and any appropriate legal proceedings which may have been duly initiated for the review of such judgment shall not have been finally terminated or the period within which such proceedings may be initiated shall not have expired;
  - (5) easements, rights-of-way, zoning restrictions and other similar charges or encumbrances in respect of real property not interfering in any material respect with the ordinary conduct of the business of the Guarantor or any affiliate;
  - (6) any interest or title of a lessor under any Capitalized Lease Obligation; provided that such Liens do not extend to any property or assets which is not leased property subject to such Capitalized Lease Obligation (other than other property that is subject to a separate lease from such lessor or any of its affiliates);
  - (7) Liens securing Purchase Money Indebtedness incurred in the ordinary course of business; provided that (a) such Purchase Money Indebtedness shall not exceed the purchase price or other cost of such property or equipment and shall not be secured by any property or equipment of the Guarantor or any affiliate other than the property and equipment so acquired or other property that was acquired from such seller or any of its affiliates with the proceeds of Purchase Money Indebtedness and (b) the Lien securing such Purchase Money Indebtedness shall be created within 360 days of such acquisition;
  - (8) Liens upon specific items of inventory or other goods and proceeds of any Person securing such Person's obligations in respect of bankers' acceptances issued or created for the account of such Person to facilitate the purchase, shipment or storage of such inventory or other goods;
  - (9) Liens securing reimbursement obligations with respect to commercial letters of credit which encumber documents and other property relating to such letters of credit and products and proceeds thereof;
  - (10) Liens securing Interest Swap Obligations;
  - (11) Liens securing Indebtedness under Currency Agreements;
  - (12) Liens securing Acquired Indebtedness; provided that:
    - a. such Liens secured such Acquired Indebtedness at the time of and prior to the incurrence of such Acquired Indebtedness by the
-

Guarantor or any affiliate and were not granted in connection with, or in anticipation of, the incurrence of such Acquired Indebtedness by the by the Guarantor or any affiliate; and

- b. such Liens do not extend to or cover any property or assets of the Guarantor or any affiliate other than the property or assets that secured the Acquired Indebtedness prior to the time such Indebtedness became Acquired Indebtedness of the Guarantor or any affiliate and are no more favorable to the lienholders than those securing the Acquired Indebtedness prior to the incurrence of such Acquired Indebtedness by the Guarantor or any affiliate;
- (13) Liens on assets of a Restricted Subsidiary of the Guarantor;
- (14) leases, subleases, licenses and sublicenses granted to others that do not materially interfere with the ordinary course of business of the Guarantor or any subsidiary or affiliate;
- (15) banker's Liens, rights of setoff and similar Liens with respect to cash and cash equivalents on deposit in one or more bank accounts in the ordinary course of business;
- (16) Liens arising from filing Uniform Commercial Code financing statements regarding leases;
- (17) Liens in favor of customs and revenue authorities arising as a matter of law to secure payments of customs duties in connection with the importation of goods;
- (18) Liens (a) on inventory held by and granted to a local distribution company in the ordinary course of business and (b) in accounts purchased and collected by and granted to a local distribution company that has agreed to make payments to the Issuer, Guarantor or any subsidiary or affiliate for such amounts in the ordinary course of business;
- (19) Liens securing Indebtedness in respect of Sale and Leaseback Transactions;
- (20) Liens securing Indebtedness in respect of mortgage financings; and
- (21) Liens with respect to obligations (including Indebtedness) of the Issuer, Guarantor or any subsidiary or affiliate otherwise permitted under the Bonds that do not exceed an amount equal to 3.5 times the Consolidated EBITDA of the Guarantor for the Four Quarter Period to and including the most recent fiscal quarter for which the Guarantor's financial statements are internally available immediately preceding such date.

**Person** means any individual, corporation, partnership, joint venture, association, joint-stock company, trust, unincorporated organization, limited liability company or government or other entity.

**Preferred Stock** of any Person means any Capital Stock of such Person that has preferential rights to any other Capital Stock of such Person with respect to dividends or redemptions or upon liquidation.

---

**Purchase Money Indebtedness** means Indebtedness of the Guarantor or any affiliate or subsidiary incurred in the normal course of business for the purpose of financing all or any part of the purchase price, or the cost of installation, construction or improvement, of property or equipment.

**Redemption** has the meaning given to it in Condition 3(a).

**Reopening** has the meaning given to it in Condition 1(a).

**Restricted Subsidiary** of any Person means any subsidiary of such Person which at the time of determination is not an Unrestricted Subsidiary.

**Sale and Leaseback Transaction** means any direct or indirect arrangement with any Person or to which any such Person is a party, providing for the leasing to the Guarantor or a Restricted Subsidiary of any property, whether owned by the Guarantor or any Restricted Subsidiary at the Closing Date or later acquired, which has been or is to be sold or transferred by the Guarantor or such Restricted Subsidiary to such Person or to any other Person from whom funds have been or are to be advanced by such Person on the security of such property.

**SIS** has the meaning given to it in Condition 1(b).

**SIX** has the meaning given to it in Condition 1(b).

**Stated Maturity** means the date specified in any Bond as the fixed date for the payment of principal on such Bond or on which an instalment of interest on such Bond is due and payable.

**Swiss Paying Agent** has the meaning given to it in Condition 4.

**Taxing Jurisdiction** has the meaning given to it in Condition 3(d).

**Terms and Conditions** has the meaning given to it in the Preamble.

**Unrestricted Subsidiary** of any Person means:

- (1) any subsidiary of such Person that at the time of determination shall be or continue to be designated an Unrestricted Subsidiary by the board of directors of such Person in the manner provided below; and
- (2) any subsidiary of an Unrestricted Subsidiary.

The board of directors of the Guarantor may designate any subsidiary (including any newly acquired or newly formed subsidiary) to be an Unrestricted Subsidiary unless such subsidiary owns any Capital Stock of, or owns or holds any Lien on any property of, the Guarantor or any other subsidiary of the Guarantor that is not a subsidiary of the subsidiary to be so designated; provided that each subsidiary to be so designated and each of its subsidiaries has not at the time of designation, and does not thereafter, create, incur, issue, assume, guarantee or otherwise become directly or indirectly liable with respect to any Indebtedness pursuant to which the lender has recourse to any of the assets of the Guarantor or any of its Restricted Subsidiaries.

**Wholly Owned Restricted Subsidiary** means a Restricted Subsidiary, all of the Capital Stock of which (other than directors' qualifying shares) is owned by the Guarantor or another Wholly Owned Restricted Subsidiary.



## Subsidiaries of Equinix, Inc.

<u>Entity</u>	<u>Jurisdiction</u>
Equinix Canada Holdings Limited	British Columbia, Canada
Equinix (Australia) Enterprises Pty Limited	Australia
Equinix Australia Pty Limited	Australia
McLaren Pty Limited	Australia
Metronode (ACT) Pty Limited	Australia
Metronode (NSW) Pty Limited	Australia
Metronode C1 Pty Limited	Australia
Metronode Group Pty Limited	Australia
Metronode Investments Pty Limited	Australia
Metronode M2 Pty Ltd	Australia
Metronode P2 Pty Limited	Australia
MGH Pegasus Pty Ltd	Australia
Equinix Australia National Pty Ltd	Australia
Metronode S2 Pty Ltd	Australia
Metronode New Zealand Limited	New Zealand
MGH Bidco Pty Limited	Australia
MGH Finco Pty Limited	Australia
MGH Holdco Pty Ltd	Australia
McLaren Unit Trust	Australia
Equinix South America Holdings, LLC	Delaware, U.S.
Equinix do Brasil Soluções de Tecnologia em Informática Ltda.	Brazil
Equinix do Brasil Telecomunicações Ltda.	Brazil
Equinix Colombia, Inc. Pte. Ltd.	Singapore
Equinix (Bulgaria) Data Centers EOOD	Bulgaria
Equinix (Canada) Enterprises Ltd.	Ontario, Canada
Equinix Canada Ltd.	Ontario, Canada
CHI 3, LLC	Delaware, U.S.
Equinix (EMEA) Management, Inc.	Delaware, U.S.
Equinix (US) Enterprises, Inc.	Delaware, U.S.
Equinix LLC	Delaware, U.S.
Equinix Pacific LLC	Delaware, U.S.
Equinix Professional Services, Inc	Delaware, U.S.
Equinix Government Solutions LLC	Delaware, U.S.
Equinix RP II LLC	Delaware, U.S.
Infomart Dallas GP, LLC	Delaware, U.S.
Infomart Dallas, LP	Delaware, U.S.
LA4, LLC	Delaware, U.S.
NY2 Hartz Way, LLC	Delaware, U.S.
SV1, LLC	Delaware, U.S.
Switch & Data Facilities Company LLC	Delaware, U.S.

Switch & Data LLC	Delaware, U.S.
Switch & Data MA One LLC	Delaware, U.S.
Switch & Data WA One LLC	Delaware, U.S.
Switch and Data NJ Two LLC	Delaware, U.S.
Switch and Data Operating Company LLC	Delaware, U.S.
CHI 3 Procurement, LLC	Illinois, U.S.
VDC I, LLC	Delaware, U.S.
VDC V, LLC	Delaware, U.S.
CHI 8, LLC	Delaware, U.S.
Equinix Hyperscale (LP) LLC	Delaware, U.S.
Equinix Hyperscale (GP) LLC	Delaware, U.S.
Equinix Services, Inc.	Delaware, U.S.
Equinix Montreal Ltd.	Ontario, Canada
Equinix (Finland) Enterprises Oy	Finland
Equinix (Finland) Oy	Finland
Equinix (France) Enterprises SAS	France
Equinix (Real Estate) Holdings SC	France
Equinix (Real Estate) SCI	France
Equinix France SAS	France
Equinix (Germany) Enterprises GmbH	Germany
Equinix (Germany) GmbH	Germany
Equinix (Real Estate) GmbH	Germany
Upminster GmbH	Germany
Equinix Hyperscale 1 (FR9) GmbH	Germany
Equinix Hyperscale 1 (FR11) GmbH	Germany
Equinix Hyperscale 1 (FR9) Enterprises GmbH	Germany
Equinix Hyperscale 1 (FR11) Enterprises GmbH	Germany
Equinix (Hong Kong) Enterprises Limited	Hong Kong
Equinix Hong Kong Limited	Hong Kong
Equinix (Ireland) Enterprises Limited	Ireland
Equinix (Ireland) Limited	Ireland
Equinix (Italia) Enterprises S.r.l.	Italy
Equinix Italia S.r.l.	Italy
Equinix (Japan) Enterprises K.K.	Japan
Equinix (Japan) Technology Services K.K.	Japan
Equinix Japan K.K. (in Kanji)	Japan
Equinix Muscat LLC	Oman
Equinix Middle East Services LLC	Oman
Equinix (China) Investment Holding Co., Ltd. (亿利互连(中国)投资有限公司)	People's Republic of China
Equinix Information Technology (Shanghai) Co., Ltd. (亿利互连信息技术(上海)有限公司)	People's Republic of China
Equinix WGO Information Technology (Shanghai) Co., Ltd. (亿利互连(上海)通讯科技有限公司)	People's Republic of China
Equinix YP Information Technology (Shanghai) Co., Ltd. (亿利互连数据系统(上海)有限公司)	People's Republic of China

Gaohong Equinix (Shanghai) Information Technology Co., Ltd (高鸿亿利(上海)信息技术有限公司)	People's Republic of China
Equinix India Private Limited	India
GPX India Private Limited	India
GPX India II Private Limited	India
GPX India Services Private Limited	India
Equinix (Poland) Technology Services sp. z o.o.	Poland
Equinix (Poland) Enterprises sp. z o.o.	Poland
Equinix (Poland) sp. z o.o.	Poland
Equinix (EMEA) Services B.V.	Netherlands
Equinix (Portugal) Data Centers, S.A.	Portugal
Equinix II (Portugal) Enterprises Data Centers, Unipessoal Lda	Portugal
Equinix Korea LLC	Republic of Korea
Equinix (Singapore) Enterprises Pte. Ltd.	Singapore
Equinix Asia Pacific Holdings Pte. Ltd.	Singapore
Equinix Asia Pacific Pte. Ltd.	Singapore
Equinix Singapore Holdings Pte. Ltd.	Singapore
Equinix Singapore Pte. Ltd.	Singapore
Equinix (Spain) Enterprises, S.L.U.	Spain
Equinix (Spain), S.A.U.	Spain
Equinix (Sweden) AB	Sweden
Equinix (Sweden) Enterprises AB	Sweden
Equinix (Switzerland) Enterprises GmbH	Switzerland
Equinix (Switzerland) GmbH	Switzerland
EMEA Hyperscale 1 C.V.	Netherlands
Equinix Hyperscale 1 Holdings B.V.	Netherlands
Equinix (EMEA) Acquisition Enterprises B.V.	Netherlands
Equinix (EMEA) B.V.	Netherlands
Equinix (Netherlands) B.V.	Netherlands
Equinix (Netherlands) Enterprises B.V.	Netherlands
Equinix (Netherlands) Holdings B.V.	Netherlands
Virtu Secure Webservices B.V.	Netherlands
Tussenlanen B.V.	Netherlands
Equinix (EMEA) Hyperscale Services B.V.	Netherlands
Equinix Turkey Data Merkezi Üretim İnşaat Sanayi ve Ticaret Anonim Şirketi	Turkey
Equinix Turkey Enterprises Data Merkezi Üretim İnşaat Sanayi ve Ticaret Anonim Şirketi	Turkey
Equinix Middle East FZ-LLC	United Arab Emirates
Equinix Hyperscale 1 (LD11) Limited	United Kingdom
Equinix (Services) Limited	United Kingdom
Equinix (UK) Enterprises Ltd	United Kingdom
Equinix (UK) Limited	United Kingdom
Equinix Hyperscale 1 (France) Holdings SAS	France
Equinix Hyperscale 1 (PA9) SAS	France
Equinix Hyperscale 1 (PA8) SAS	France
Equinix Hyperscale 1 (UK) Financing Limited	United Kingdom

Equinix Hyperscale 1 (LD13) Limited	United Kingdom
Equinix Hyperscale 1 (DB5) Limited	Ireland
Equinix Hyperscale 1 (DB5) Enterprises Limited	Ireland
Equinix Hyperscale 2 (ML7) S.r.l.	Italy
Equinix (MA5) Limited	United Kingdom
Equinix (Poland) Services sp. z o.o	Poland
Equinix Hyperscale 2 (PA15) SAS	France
Equinix Mexico Holdings, S. de R.L. de C.V.	Mexico
Equinix MX Sales, S. de R.L. de C.V.	Mexico
Equinix Queretaro, S. de R.L. de C.V.	Mexico
Equinix MX Services, S.A. de C.V.	Mexico
Contrato de Fideicomiso Irrevocable de Administración de Bienes Inmuebles número "CIB/3714"	Mexico
Contrato de Fideicomiso Irrevocable de Administración Número "CIB/3933"	Mexico
Equinix APAC 1 Hyperscale Holdings 1 Pte. Ltd.	Singapore
Equinix APAC 1 Hyperscale Holdings 2 Pte. Ltd.	Singapore
Equinix Hyperscale 1 GK	Japan
Equinix Hyperscale 1 (TY12) GK	Japan
Equinix Hyperscale 1 (TY12) Enterprises GK	Japan
Equinix Hyperscale 1 (TY14) GK	Japan
Equinix Hyperscale 1 (OS2) GK	Japan
Equinix Hyperscale 1 (OS2) Enterprises GK	Japan
Equinix Hyperscale 2 (FR10) GmbH	Germany
Equinix Hyperscale 2 (SK5) AB	Sweden
Equinix Hyperscale 1 (Japan) TMK	Japan
Equinix Hyperscale 2 (FR16) GmbH	Germany
Equinix Hyperscale 2 (PA12) SAS	France
Equinix Hyperscale 2 (PA13) SAS	France
Equinix Hyperscale (GP) Pte. Ltd.	Singapore
Equinix APAC Hyperscale 1 (LP) LLC	Delaware, U.S.
Equinix (APAC) Hyperscale Services Pte Ltd	Singapore
APAC 1 Hyperscale LP	Singapore
Equinix APAC 1 Hyperscale Holdings Pte. Ltd.	Singapore
Equinix APAC Hyperscale 2 (LP) LLC	Delaware, U.S.
Equinix Hyperscale 2 (GP) LLC	Delaware, U.S.
Equinix Hyperscale 2 (LP) LLC	Delaware, U.S.
Equinix Australia Real Estate Pty Ltd	Australia
Equinix APAC Hyperscale 2 (GP) Pte. Ltd.	Singapore
APAC Hyperscale 2 LP	Singapore
Equinix APAC Hyperscale 2 Holdings 1 Pte. Ltd.	Singapore
Equinix APAC Hyperscale 2 Holdings 2 Pte. Ltd.	Singapore
Equinix Hyperscale 2 (SY9) Pty Limited	Australia
Equinix Hyperscale 2 (SY10) Pty Limited	Australia
Equinix Hyperscale 2 (Australia) Enterprises 1 Pty Limited	Australia
Equinix Hyperscale 2 (Australia) Enterprises 2 Pty Limited	Australia

Equinix Saudi for Information Technology LLC	Saudi Arabia
Equinix Hyperscale 2 (WA4) sp. z o.o.	Poland
Equinix Hyperscale 2 IL5 Data Merkezi Üretim İnşaat Sanayi Ve Ticaret Limited Sirketi	Turkey
Equinix Hyperscale 1 (Turkey) Holdings B.V.	Netherlands
EMEA Hyperscale 2 C.V.	Netherlands
Equinix Hyperscale 1 IL2 Data Merkezi Üretim İnşaat Sanayi ve Ticaret Limited Şirketi	Turkey
Equinix Hyperscale 2 (MD3) S.L.	Spain
Equinix Hyperscale 1 (LD11) Enterprises Limited	United Kingdom
Equinix Hyperscale 2 (LDx) Limited	United Kingdom
Equinix Hyperscale 2 Finco A B.V.	Netherlands
Equinix Hyperscale 2 Finco B B.V.	Netherlands
Equinix Hyperscale 2 (SP5) LTDA	Brazil
Equinix Hyperscale 2 (SP7) LTDA	Brazil
Equinix Hyperscale 2 (SP5) Enterprises LTDA	Brazil
Equinix Hyperscale 2 (France) Holdings B.V	Netherlands
PT Equinix Indonesia JKT	Indonesia
Equinix Hyperscale 2 Holdings B.V.	Netherlands
Equinix Hyperscale 2 Holdings 2 B.V.	Netherlands
Equinix Hyperscale 2 Holdings A B.V.	Netherlands
Equinix Hyperscale 2 Holdings B B.V.	Netherlands
Equinix Hyperscale 2 Holdings C B.V.	Netherlands
Equinix Hyperscale 2 Holdings D B.V.	Netherlands
Equinix Colombia, Inc. Pte. Ltd. Sucursal Colombia	Colombia
Equinix (APAC) Services Pte. Ltd.	Singapore
Equinix Africa Investment LLC	Delaware, U.S.
Equinix (West Africa) Acquisition Holdings B.V.	Netherlands
Equinix (West Africa) Acquisition Enterprises B.V.	Netherlands
Equinix Colombia (BG3) S.A.S	Colombia
Equinix Security LLC	Delaware, U.S.
Equinix India Professional Services Private Limited	India
Equinix Hyperscale 2 (AM12) B.V.	Netherlands
Equinix Chile SpA	Chile
Equinix Chile Enterprises SpA	Chile
Equinix Peru S.R.L.	Peru
Equinix APAC Hyperscale 3 (GP) Pte. Ltd.	Singapore
Equinix Hyperscale 2 (MD3) Enterprises SLU	Spain
Equinix Hyperscale 2 (ML9) S.r.l.	Italy
Equinix Hyperscale 2 (HE10) Oy	Finland
Equinix Hyperscale 2 (HE10) Enterprises Oy	Finland
MainOne Cable Company Ltd	Mauritius
MainOne Cable Company Nigeria Limited	Nigeria
Infraco Nigeria Limited	Nigeria
MainData Nigeria Limited	Nigeria
MainOne Cable Company Ghana Ltd	Ghana
MainData Ghana Ltd	Ghana

MainOne Cote D'Ivoire	Ivory Coast
MainOne Cable Company Portugal, S.A.	Portugal
MainData Cote D'Ivoire	Ivory Coast
FiberAccess Nigeria Limited	Nigeria
MainOne Company Nigeria LFZ Enterprise	Nigeria
Maintechnosoft Ltd	Ghana
Equinix Hyperscale 2 (FR10) Enterprises GmbH	Germany
Equinix Hyperscale 2 (FR16) Enterprises GmbH	Germany
APAC Hyperscale 3 Private Limited	Singapore
Capitaland Korea No.8 Qualified Private Real Estate Investment Company	Republic of Korea
Capitaland Korea No.9 Qualified Private Real Estate Investment Company	Republic of Korea
Equinix APAC Hyperscale 3 LP	Singapore
Equinix Hyperscale 3 (SL2) LLC	Republic of Korea
Equinix Hyperscale 3 (SL3) LLC	Republic of Korea
Equinix Korea Holdings LLC	Republic of Korea
Equinix (Singapore) Realty Services Pte. Ltd.	Singapore
Equinix (UK) Realty Services Limited	United Kingdom
Equinix Malaysia Sdn Bhd	Malaysia
PT Equinix Indonesia Hldgs	Indonesia
Equinix Security (CU1) LLC	Delaware, U.S.
Equinix Southeast Asia Pte. Ltd.	Singapore
Equinix (South Africa) (Pty) Ltd.	South Africa
Equinix (LD-A) Limited	Jersey, United Kingdom
Equinix Hyperscale 2 (PA12) Enterprises SAS	France
Equinix Hyperscale 2 (PA13) Enterprises SAS	France
Equinix (Philippines) Services Inc.	Philippines
Equinix Hyperscale Canada LP Limited	Ontario, Canada
Equinix Hyperscale 4 (CL4) ULC	British Columbia, Canada
Equinix (South Africa) Enterprises (Pty) Ltd.	South Africa
Equinix Hyperscale 2 (FR12) GmbH	Germany
Equinix Hyperscale 2 (ML7) Enterprises S.r.l.	Italy
Equinix India Metal Private Limited	India
Equinix Malaysia Enterprises Sdn. Bhd.	Malaysia
Odyssey Solutions S.A.R.L.	Ivory Coast
Equinix Services Colombia S.A.S	Colombia
Equinix Hyperscale 2 (WA4) Enterprises sp. z.o.o.	Poland
Equinix Europe 1 Financing Corporation LLC	Delaware, U.S.
Equinix Hyperscale 2 (SV12) LLC	Delaware, U.S.
Consorcio Equinix Brasil	Brazil

**CERTIFICATION PURSUANT TO  
SECTION 302 OF THE SARBANES-OXLEY ACT OF 2002**

I, Charles Meyers, certify that:

1. I have reviewed this quarterly report on Form 10-Q of Equinix, Inc.;
2. Based on my knowledge, this report does not contain any untrue statement of a material fact or omit to state a material fact necessary to make the statements made, in light of the circumstances under which such statements were made, not misleading with respect to the period covered by this report;
3. Based on my knowledge, the financial statements, and other financial information included in this report, fairly present in all material respects the financial condition, results of operations and cash flows of the registrant as of, and for, the periods presented in this report;
4. The registrant's other certifying officer and I are responsible for establishing and maintaining disclosure controls and procedures (as defined in Exchange Act Rules 13a-15(e) and 15d-15(e)) and internal control over financial reporting (as defined in Exchange Act Rules 13a-15(f) and 15d-15(f)) for the registrant and have:
  - (a) Designed such disclosure controls and procedures, or caused such disclosure controls and procedures to be designed under our supervision, to ensure that material information relating to the registrant, including its consolidated subsidiaries, is made known to us by others within those entities, particularly during the period in which this report is being prepared;
  - (b) Designed such internal control over financial reporting, or caused such internal control over financial reporting to be designed under our supervision, to provide reasonable assurance regarding the reliability of financial reporting and the preparation of financial statements for external purposes in accordance with generally accepted accounting principles;
  - (c) Evaluated the effectiveness of the registrant's disclosure controls and procedures and presented in this report our conclusions about the effectiveness of the disclosure controls and procedures, as of the end of the period covered by this report based on such evaluation; and
  - (d) Disclosed in this report any change in the registrant's internal control over financial reporting that occurred during the registrant's most recent fiscal quarter (the registrant's fourth fiscal quarter in the case of an annual report) that has materially affected, or is reasonably likely to materially affect, the registrant's internal control over financial reporting; and
5. The registrant's other certifying officer and I have disclosed, based on our most recent evaluation of internal control over financial reporting, to the registrant's auditors and the audit committee of the registrant's board of directors (or persons performing the equivalent functions):
  - (a) All significant deficiencies and material weaknesses in the design or operation of internal control over financial reporting which are reasonably likely to adversely affect the registrant's ability to record, process, summarize and report financial information; and
  - (b) Any fraud, whether or not material, that involves management or other employees who have a significant role in the registrant's internal control over financial reporting.

/s/ Charles Meyers

Charles Meyers  
Chief Executive Officer and President  
Dated: October 27, 2023

**CERTIFICATION PURSUANT TO  
SECTION 302 OF THE SARBANES-OXLEY ACT OF 2002**

I, Keith D. Taylor, certify that:

1. I have reviewed this quarterly report on Form 10-Q of Equinix, Inc.;
2. Based on my knowledge, this report does not contain any untrue statement of a material fact or omit to state a material fact necessary to make the statements made, in light of the circumstances under which such statements were made, not misleading with respect to the period covered by this report;
3. Based on my knowledge, the financial statements, and other financial information included in this report, fairly present in all material respects the financial condition, results of operations and cash flows of the registrant as of, and for, the periods presented in this report;
4. The registrant's other certifying officer and I are responsible for establishing and maintaining disclosure controls and procedures (as defined in Exchange Act Rules 13a-15(e) and 15d-15(e)) and internal control over financial reporting (as defined in Exchange Act Rules 13a-15(f) and 15d-15(f)) for the registrant and have:
  - (a) Designed such disclosure controls and procedures, or caused such disclosure controls and procedures to be designed under our supervision, to ensure that material information relating to the registrant, including its consolidated subsidiaries, is made known to us by others within those entities, particularly during the period in which this report is being prepared;
  - (b) Designed such internal control over financial reporting, or caused such internal control over financial reporting to be designed under our supervision, to provide reasonable assurance regarding the reliability of financial reporting and the preparation of financial statements for external purposes in accordance with generally accepted accounting principles;
  - (c) Evaluated the effectiveness of the registrant's disclosure controls and procedures and presented in this report our conclusions about the effectiveness of the disclosure controls and procedures, as of the end of the period covered by this report based on such evaluation; and
  - (d) Disclosed in this report any change in the registrant's internal control over financial reporting that occurred during the registrant's most recent fiscal quarter (the registrant's fourth fiscal quarter in the case of an annual report) that has materially affected, or is reasonably likely to materially affect, the registrant's internal control over financial reporting; and
5. The registrant's other certifying officer and I have disclosed, based on our most recent evaluation of internal control over financial reporting, to the registrant's auditors and the audit committee of the registrant's board of directors (or persons performing the equivalent functions):
  - (a) All significant deficiencies and material weaknesses in the design or operation of internal control over financial reporting which are reasonably likely to adversely affect the registrant's ability to record, process, summarize and report financial information; and
  - (b) Any fraud, whether or not material, that involves management or other employees who have a significant role in the registrant's internal control over financial reporting.

/s/ Keith D. Taylor

Keith D. Taylor  
Chief Financial Officer  
Dated: October 27, 2023



**CERTIFICATION PURSUANT TO  
18 U.S.C. SECTION 1350,  
AS ADOPTED PURSUANT TO  
SECTION 906 OF THE SARBANES-OXLEY ACT OF 2002**

In connection with the Quarterly Report of Equinix, Inc. (the "Company") on Form 10-Q for the period ending September 30, 2023, as filed with the Securities and Exchange Commission on the date hereof (the "Report"), I, Charles Meyers, Chief Executive Officer and President of the Company, certify, pursuant to 18 U.S.C. § 1350, as adopted pursuant to § 906 of the Sarbanes-Oxley Act of 2002, that:

- (1) The Report fully complies with the requirements of section 13(a) or 15(d) of the Securities Exchange Act of 1934; and
- (2) The information contained in the Report fairly presents, in all material respects, the financial condition and result of operations of the Company.

/s/ Charles Meyers

Charles Meyers  
Chief Executive Officer and President

October 27, 2023

**CERTIFICATION PURSUANT TO  
18 U.S.C. SECTION 1350,  
AS ADOPTED PURSUANT TO  
SECTION 906 OF THE SARBANES-OXLEY ACT OF 2002**

In connection with the Quarterly Report of Equinix, Inc. (the "Company") on Form 10-Q for the period ending September 30, 2023, as filed with the Securities and Exchange Commission on the date hereof (the "Report"), I, Keith D. Taylor, Chief Financial Officer of the Company, certify, pursuant to 18 U.S.C. § 1350, as adopted pursuant to § 906 of the Sarbanes-Oxley Act of 2002, that:

- (1) The Report fully complies with the requirements of section 13(a) or 15(d) of the Securities Exchange Act of 1934; and
- (2) The information contained in the Report fairly presents, in all material respects, the financial condition and result of operations of the Company.

/s/ Keith D. Taylor

Keith D. Taylor  
Chief Financial Officer

October 27, 2023